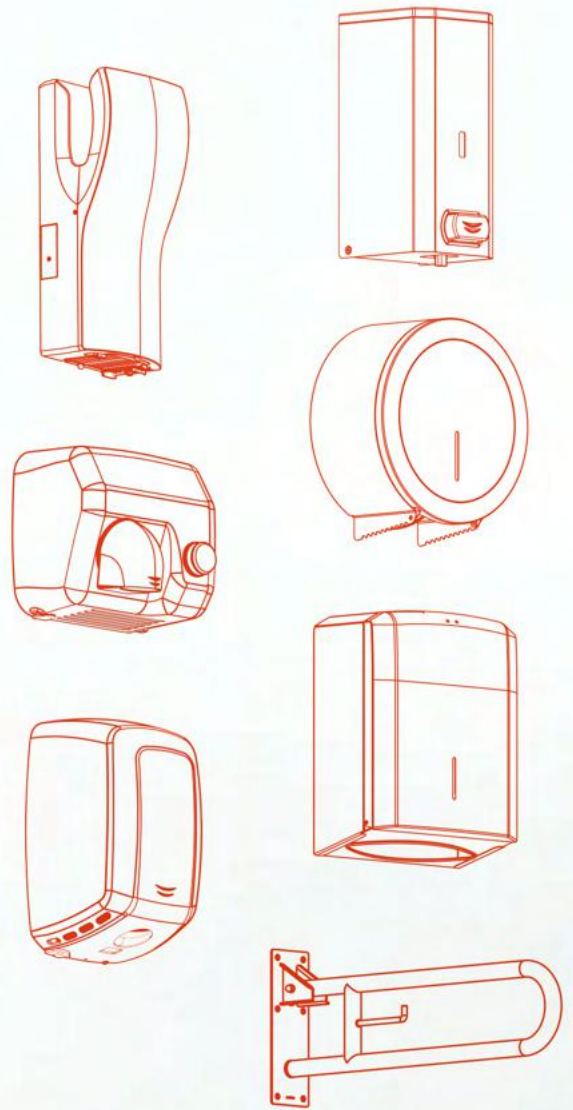


Catalogue edition

# 28

 Your guide to  
washroom equipment



**“Our aim is to offer comprehensive solutions that cover all our customers’ bathroom equipment needs, with innovatively designed and high-performance products.”**

# Over 45 years providing solutions for washroom equipment

1974



Start of business  
activity

1988



Exports begin

1985



Saniflow® E-85  
production begins

2003



First steps of  
Saniflow® Corp  
(USA)

2006



New logistics centre  
and assembly plant in  
Barcelona

**2009**



Mediclinics Italia is incorporated

**2019**



Zero maintenance-free  
Brushless hand dryers

**2012**



Launching of the  
Dualflow® Plus hands-in  
hand dryer

**2020**



All-in-One washing and  
drying units

**2016**



Mediclinics baby  
changing stations hit  
the market



# Shaping the future of public washrooms



## Innovation

Our own R&D&I department, which is made up of highly qualified engineers and includes a test laboratory for our products. These resources allow Mediclinics to design and develop new products and to put them into production.



## Production

We have flexible, modern and efficient production lines, where qualified and trained personnel are responsible for manufacturing our products to excellent quality standards.





## Quality

The Mediclinics Quality Management department, made up of highly experienced and qualified professionals, is responsible for ensuring the quality of our products. In addition, all of the company's processes are certified in accordance with the EN ISO 9001 international quality standard.



## Customer Service

Our professional, responsive and highly qualified sales and customer service team who guarantee a unique service to all our customers and provide a solution to all your needs and problems.



## Logistics

We have a central warehouse of more than 6,000 m<sup>2</sup>, equipped with the most modern handling and storage systems that guarantee fast and efficient processes of preparation, packaging and shipping of orders.



## Certifications

Our products meet the market's most demanding safety and quality standards. Through external laboratories such as VDE (Verband der Elektrotechnik und Elektronik), TÜV Rheinland and UL (Underwriters Laboratories), Mediclinics guarantees the quality and safety of its products.

# References

## USA & CANADA

- Walmart stores and department stores, USA.
- White House Visitors Center, Washington. USA
- Dodger Stadium, Los Angeles, California, USA
- YMCA of New York City, New York, USA
- Texas Department of Transportation, Texas, USA
- Delaware State Fairgrounds, Delaware, USA
- Penn State University, Pennsylvania, USA
- University of California, Berkeley, Vance Brown Bldg., California, USA
- United Airlines VIP Red Carpet Clubs, USA
- Polo Park Shopping Centre, Winnipeg, Manitoba, Canada
- Florida Atlantic University, USA

## LATAM

- La Casona Theatre, Buenos Aires, Argentina
- Executive Tower of the President of Uruguay, Montevideo, Uruguay
- Justice Centre, Santiago de Chile, Chile
- Universidad Autónoma Metropolitana, Mexico City, Mexico
- Montevideo University of Architecture, Uruguay
- Miraflores Shopping Centre, Guatemala City, Guatemala
- Cineplex cinemas, Peru
- Monterrey International Airport, Monterrey, Mexico
- Salvador International Airport, Brazil
- Kokoriko franchises, Colombia
- Clínica Sanatorio Alemán, Concepción, Chile



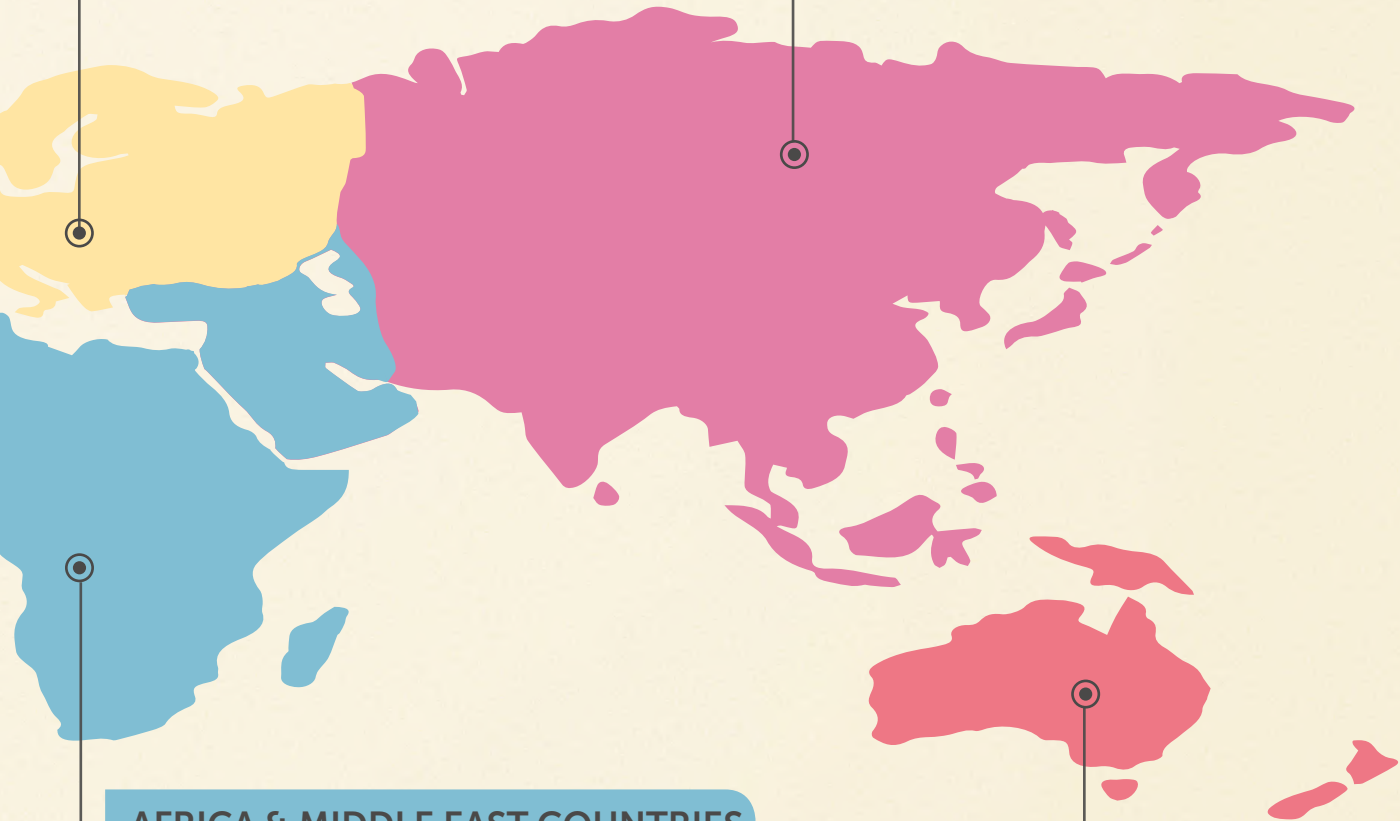


## EUROPE

- Camp Nou football stadium, Barcelona, Spain
- Santiago Bernabéu football stadium, Madrid, Spain
- Ikea stores in Europe
- Queen Mary University of London, United Kingdom
- European Parliament, Brussels, Belgium
- United Nations Headquarters, Frankfurt, Germany
- Charles de Gaulle International Airport, Paris, France
- Business Centre Ergo, Astana, Kazakhstan
- National Museum, Warsaw, Poland
- Pirelli headquarters, Turin, Italy
- Epic Sana Hotel, Lisbon, Portugal
- Skolkovo Hospital in Moscow, Russia
- Strodini Hospital in Riga, Latvia

## ASIA

- Taikoo Place Shopping Centre, Hong Kong
- National University of Singapore, Singapore
- Crown Regency Hotel, Manila, Philippines
- Bitexco Financial Tower, Ho Chi Minh City, Vietnam
- Hong Kong MTR Stations, Hong Kong
- Bandaranaike International Airport, Colombo, Sri Lanka
- Chennai International Airport, India
- Bangsar Shopping Village, Kuala Lumpur, Malaysia
- Sentosa Island Theme Park, Singapore
- University of Hong Kong, Centennial Campus, Hong Kong
- Lam Tin North Municipal Services Building, Hong Kong
- Clark International Airport, Philippines
- Samal Shores resort, Philippines



## AFRICA & MIDDLE EAST COUNTRIES

- Abu Dhabi and Bahrain F1 Circuits
- Alexander Museum, Tel Aviv, Israel
- Royal Opera House, Muscat, Oman
- Victoria & Alfred Waterfront, Cape Town, South Africa
- Al-Kind Hospital, Amman, Jordan
- Istanbul Airport, Turkey
- Lebanon University Campus, Beirut, Lebanon
- Meydan Racecourse, Dubai, UAE
- Kenya Commercial Bank Headquarters, Nairobi, Kenya
- Ibn Batouta Olympic Stadium, Tangier, Morocco
- Canadian High Commission, Nairobi, Kenya

## OCEANIA

- Australian National University in Canberra, Australia
- Auckland Super City Council, New Zealand
- Sydney Airport, Sydney, Australia
- Sydney Fish Market, Australia
- Museum of New Zealand Te Papa Tongarewa, Wellington, New Zealand
- State Transit Authority of NSW head office, Mona Vale, Australia
- Top Ryde Shopping Centre in the central north, Sydney, Australia
- Sydney Olympic venues, Australia
- Manly Wharf, Sydney, Australia
- The Crown Casino, Melbourne, Australia
- Nosera headquarters, Australia
- Hotel Bondi, Bondi Beach, Australia















































# INDEX

24  
75

HAND DRYERS

108  
119

TOILET PAPER  
DISPENSERS

148  
173

BATHROOM  
ACCESSORIES

204  
215

STAINLESS STEEL  
SANITARY WARE

76  
81

WASH AND  
DRY UNITS

120  
127

PAPER TOWEL  
DISPENSERS

174  
177

SIGNAGE

216  
221

WATER DISPENSERS  
AND FOUNTAINS

82  
91

HAIR DRYERS

128  
141

WASTE BINS AND  
OTHER CONTAINERS

178  
197

GRAB BARS FOR TOILETS  
AND OTHER TECHNICAL  
MOBILITY AIDS

222  
236

ANNEXES

92  
107

SOAP DISPENSERS

142  
147




COMBINED UNITS

198  
203

CHANGING STATIONS

237  
244

LIST OF PRODUCTS





<b>HAND DRYERS</b>		Dualflow® plus	30-35	Optima®	64-65
		Machflow® plus / Machflow®	36-41	Juniorplus®	66-67
		Speedflow® plus / Speedflow®	42-47	Smartflow®	68-69
		Saniflow®	48-57	Comparative chart table	
		Mediflow®	58-61	Mediclinics hand dryers	70-75
<b>WASH AND DRY UNITS</b>		Hand dryer + soap dispenser and tap			79
		Hand dryer + soap dispenser + tap			80
<b>HAIR DRYERS</b>		Public use			85-86
		Individual use			87-89
		Comparative chart table			90-91
<b>SOAP DISPENSERS</b>		Automatic			95-99
		Manual			100-105
		Comparative chart table			106-107
<b>TOILET PAPER DISPENSERS</b>		Industrial			111-112
		Standard			113-115
		Other			116-117
		Comparative chart table			118-119
<b>PAPER TOWEL DISPENSERS</b>		C/Z fold towel			123-124
		Roll			125
		Jumbo roll			126
		Comparative chart table			127
<b>WASTE BINS AND OTHER CONTAINERS</b>		Waste bins			131-135
		Sanitary bins			136
		Pedal bins			137-138
		Comparative chart table			139-141
<b>COMBINED UNITS</b>		Paper towel dispenser + hand dryer + waste bin			145
		Paper towel dispenser + waste bin			146
		Comparative chart table			147
<b>BATHROOM ACCESSORIES</b>		Aura series			151-153
		Harmonia series			154-156
		Medinox series			157-161
		Medisteel series			162-167
		Medicrom series			168-171
		Comparative chart table			173
<b>SIGNAGE</b>		Signage			177
<b>GRAB BARS FOR TOILETS AND OTHER TECHNICAL MOBILITY AIDS</b>		Medinox series: black/white stainless steel finish	181-183	Shower/bath seats	193-194
		Medinox series: bright/satin-finish stainless steel finish	184-192	Mirrors	195
				Comparative chart table	196
<b>CHANGING STATIONS</b>		Horizontal changing stations			202
		Vertical changing stations			203
<b>STAINLESS STEEL SANITARY WARE</b>		Washbasins			207-210
		Shower trays			211
		Urinals			212
		Toilets-Squat toilet			213-214
		Comparative chart table			215
<b>WATER DISPENSERS AND FOUNTAINS</b>		Dispensers			219-220
		Comparative chart table			221
<b>ANNEXES</b>		BIM project	224-225	Advice on cleaning stainless steel	232
		References	226-227	Point-of-sale advertising	233
		Installation examples	228-229	Certifications	234-235
		Recommended installation height	230	Logistics /	
		Table of recessed products	231	General sales conditions	236
<b>PRODUCT INDEX</b>		List of products			237-244

01

We take care  
of your hands

**HAND DRYERS**





# OUR HAND DRYER RANGE

## SAFE, HYGIENIC AND SUSTAINABLE

In addition to offering products that combine unbeatable quality and safety with unrivalled customer service, at Mediclinics we strive to be a company that leads the way in terms of hygiene and care for the environment on a daily basis. We focus on health, sustainability, waste minimisation and cost reduction as part of our core principles.

Our wide range of electric hand dryers is second to none and we are proud to be able to offer this comprehensive selection of high-quality hand dryers to all our customers. From state-of-the-art hand dryers with HEPA filter media and brushless motors, to classic hand dryers, such as our flagship Saniflow, and even cost-effective hand dryers that still offer high levels of quality and safety.

## THE ADVANTAGES OF HIGH SPEED


High-speed hand dryers have become the market benchmark for hand drying solutions. With faster drying than traditional models, these machines achieve a high level of user satisfaction. Extremely efficient as regards energy consumption, they achieve a significant reduction in operational costs, improve the sustainability performance of the building and reduce CO<sub>2</sub> emission levels.

## THE ADVANTAGES OF TRADITIONAL MACHINES

Traditional hand dryers are the perfect option for locations where a low noise level is required, such as libraries, theatres, cinemas, etc. and also in places where there may be vandalism. In the last case, the robustness and durability of these hand dryers is ideal. These hand dryers continue to be, therefore, a good solution in many cases, so Mediclinics also offers one of the best ranges of this type of hand dryer on the market.

## OUR RANGE

Currently, Mediclinics, as a result of its continuous innovation, has three hand dryer ranges divided into nine families. These are available in different finishes and performance levels, which means we offer a wide range of solutions for hand drying, whether from a more traditional perspective or through an eco-fast perspective.





## New Generation Hand Dryers

- ✓ Green and sustainable
- ✓ Very high traffic
- ✓ High speed
- ✓ Energy savings

Drying time:

**10-15**  
seconds



dualflow® plus  
machflow® plus  
machflow®  
speedflow® plus  
speedflow®

## Highly durable hand dryers

- ✓ High traffic
- ✓ High durability
- ✓ Low noise

Drying time:

**20-29**  
seconds



saniflow®  
mediflow®

## Economical hand dryers

- ✓ Medium/low traffic
- ✓ Low noise
- ✓ Very competitive quality-price ratio

Drying time:

**30-38**  
seconds



optima®  
juniorplus®  
smartflow®

# ECO-FAST RANGE

**Hand dryers that are more hygienic, more sustainable, dry much faster and require very little maintenance.**

## HYGIENE

HEPA filter media, Ion Hygienic technology and BioCote® antimicrobial protection make the Eco-Fast range one of the most hygienic hand dryer families on the market.

- The HEPA filter media filters out solid particles in suspension and notably improves the air quality. The filter traps most of the micro-particles in the air, such as pollen, dust mites, mould, tobacco smoke and even virus and bacteria. Thanks to its high filtering efficiency, the presence of allergens and particles in the bathroom air is significantly reduced, improving the air purity.
- "Ion Hygienic" technology is based on an air ioniser that cleans and purifies the air. It uses anions (negatively charged particles) to remove dust, bacteria or other allergens from the air to make it healthier and purer.
- BioCote® technology, based on silver ions, is an additive incorporated at the time of manufacture of the machine components that come into direct contact with water, providing antimicrobial protection for the entire service life of the machine. The active ingredient on the surface of a material treated with a BioCote® additive attaches to microorganisms that come into direct contact with that surface, inhibiting their reproductive function. Unable to reproduce, the microbes gradually disappear from the surface of the hand dryer.

## CARING FOR THE ENVIRONMENT

The level of CO<sub>2</sub> emission of a traditional hand dryer is approximately 4.5 g of CO<sub>2</sub> per drying cycle. The CO<sub>2</sub> emission levels of the Dualflow® Plus, Machflow® Plus or Speedflow® Plus are approximately 0.8 g of CO<sub>2</sub> per drying cycle. They are certainly among the lowest CO<sub>2</sub> emission levels on the market.

Our Blue Angel certification, an ecolabel awarded by the Federal Government of Germany for the protection of people and the environment, is proof that our Eco-Fast range of hand dryers is environmentally friendly. It ensures that our hand dryers consume little energy, dry hands in a very short time, are robust, safe, designed with recyclable materials and contain no materials that can be harmful to the environment or people.

## ENERGY SAVINGS

The hand dryers in the Mediclinics Eco-Fast range are very energy efficient, as their power consumption is very low and can be regulated. The reduction in electrical energy consumption can vary between 80% and 90% compared to traditional hand dryers.

## ULTRA-FAST HAND DRYING TIMES

The usual drying time for traditional hand dryers is more than 30 seconds. The Dualflow® Plus, Machflow® Plus and Speedflow® Plus hand dryers require only 8 to 15 seconds to dry hands, offering drying times that are 3 to 4 times shorter than traditional hand dryers.

## MAINTENANCE-FREE

The inclusion of brushless motors in the Eco-Fast range extends the service life of these hand dryers. Brushless motors are also popularly known as "maintenance-free motors" because the motor brushes do not need to be replaced and, therefore, require almost no maintenance.

Brushless motors are incredibly energy efficient. This type of motor dries hands very quickly and cost-effectively. Another benefit of brushless motors is that their noise level is relatively low when the hand dryer is in use.





Possibly the most hygienic and sustainable new generation hand dryer on the market. Fast, powerful, efficient, low-maintenance and, above all, safe.

## DUALFLOW® PLUS

- » HEPA filter media that filters out suspended solid particles and significantly improves air quality.
- » BioCote antibacterial protection.
- » Inhibits the growth of bacteria that cause bad smells and stains.
- » Ioniser that helps to clean and purify the air (optional).
- » Ultra-fast drying speed (8-15 seconds).
- » Low energy consumption (1.8 - 4.2 W/h per drying cycle).
- » Brushless motor that has adjustable power, a long service life and is maintenance-free (M24A/B/CS models only).
- » Very low CO<sub>2</sub> emissions level.
- » Very low noise level in its category (62-72 dBA).
- » Adjustable motor speed with a potentiometer.
- » Removable water reservoir for cleaning and disinfection.
- » Connection to the main wastewater outlet of the facility (optional).
- » Switch for turning the heating element on and off easily.







# DUALFLOW® PLUS

## The new generation hand dryer

Dualflow® Plus is probably the most environmentally friendly hands-in-hand dryer on the market. With a sleek design, this hand dryer offers safe, fast and cost-effective usage in any public washroom. Dualflow® Plus offers great features at a very competitive price.

**AUTOMATIC!**



dries hands in **8-15** seconds



**HEPA filter media**  
Prevents the dispersion of a broad spectrum of particles in the air



**BioCote®**  
Antimicrobial technology is embedded in the plastic to protect surfaces on the dryer that come into contact with water



**Ionizer**  
Helps to clean and purify the air



**4 air outlets**  
For much faster hand drying



**Collects water**  
Collects water from hands, preventing dangerous accumulations of water on the floor



**Connection to the drain**  
First hand dryer with direct connection to the wastewater outlet (optional)



**Removable water tank**  
With external valve for easier emptying



**Front LEDs**  
For a quick diagnosis of the hand dryer status



**Brushless motor**  
Extremely durable and maintenance-free



Over **80%** savings in energy consumption compared to traditional hand dryers



**95%** savings with respect to paper consumption



**85%** reduction in CO<sub>2</sub> emissions with respect to paper consumption

**Adjustable motor speed**  
Energy consumption, noise level and drying time are adjustable



**Heating element ON/OFF switch**  
For maximum comfort and a better drying experience




**Element switch**  
Allows the heating element to be activated/deactivated



**Air freshener beads**  
Ref. RCFB001  
Their mild fragrance scents and deodorizes the environment (optional)



**Available in the 3 most popular finishes**  
White, black or satin



# Brushless Motor

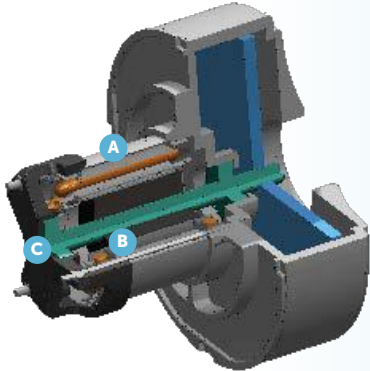
VS.

# Brushed Motor

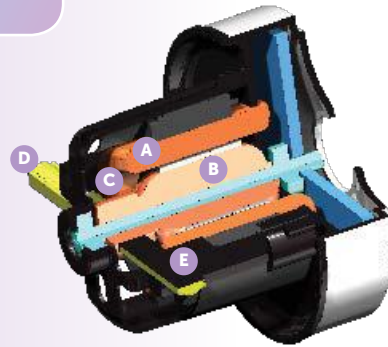
## WHAT ARE THE DIFFERENCES?

As the market moves away from brushed motors and towards brushless motors, it is still of vital importance to weigh the options of both to find the best choice for each application.

### ESSENTIAL PARTS OF BOTH MOTORS



- A Stator:** outer structure that does not rotate and contains the electrical windings
- B Rotor:** rotating part that contains the permanent magnets
- C Magnets:** rotate without resistance around the stator as a result of the generated magnetic flux



- A Stator:** outer structure that does not rotate and contains the electrical windings
- B Rotor:** rotating part that contains the electrical windings
- C Commutator:** transmits electrical energy to the rotor
- D Brush holder:** holds the brushes
- E Brushes:** press against the commutator, making contact and thus allowing electricity to pass through



**Scientific fact:** brushless motors were **invented by Werner Von Siemens in 1880**

**Scientific fact:** brushed DC motors have been the **most widely used in recent years**

**100 YEARS**

### MAIN DIFFERENCES BETWEEN THE TWO MOTORS



They use an **ELECTRONIC SYSTEM** to control the electric current



No maintenance required



No internal friction or wear of parts

↑  
**Longer SERVICE LIFE**



More complex DESIGN

More complex CONTROL



↓  
**FRICTION**

↓  
**HEAT LOSS**

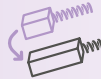
↑  
**EFFICIENCY**



Much higher torque to engine size ratio



They need a **MECHANICAL SYSTEM** to control the electric current



The brushes need changing periodically



Friction of the brushes with the commutator

↓  
**Shorter SERVICE LIFE**



Simpler DESIGN

Much simpler CONTROL



↑  
**FRICTION**

↑  
**HEAT LOSS**

↓  
**EFFICIENCY**

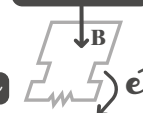
**Scientific fact:** the functioning of brushed and brushless motors is explained by **FARADAY'S LAW OF INDUCTION** (1831), which predicted how magnetic fields react to the passage of electric current

$$\mathcal{E} = IR$$



$$\Phi_B = BA \cos \theta$$

$$\Sigma = -\frac{N \Delta \Phi_B}{\Delta t}$$



# Hand dryers

SENSOR OPERATED  
dualflow<sup>®</sup> plus



**HIGH TRAFFIC**  
This mode is suitable for installation in areas with high traffic



**NEW**



**M24A**

**M24A-I**  
With ionizer

**M24A-DES**  
With connection to main wastewater outlet

**M24A-DES-I**  
With connection to main wastewater outlet and ionizer

MATERIAL: ABS  
FINISH: white

400 km/h

**NEW**



**M24AB**

**M24AB-I**  
With ionizer

**M24AB-DES**  
With connection to main wastewater outlet

**M24AB-DES-I**  
With connection to main wastewater outlet and ionizer

MATERIAL: ABS  
FINISH: black

400 km/h

**NEW**



**M24ACS**

**M24ACS-I**  
With ionizer

**M24ACS-DES**  
With connection to main wastewater outlet

**M24ACS-DES-I**  
With connection to main wastewater outlet and ionizer

MATERIAL: ABS  
FINISH: satin

400 km/h



**KITDESM14A**

Dualflow<sup>®</sup> Plus main wastewater outlet connection kit

Length from 60 to 200 cm

+info on page 34.

MATERIAL: PP/EPDM  
FINISH: grey

## COMPONENTS AND MATERIALS

M24A · M24AB · M24ACS

Water collection area with anti-splash design, which prevents the residual water resulting from hand drying from falling directly onto the floor, keeping it dry and thus avoiding the risk of accidents due to slipping.

High-impact ABS cover, 3 mm thick.

Extremely durable, high-speed Class F brushless motor with adjustable power to regulate power consumption and noise level.

Universal voltage. It works with any electrical voltage between 100-240 V.

Heating element with only 200 W, with an on/off switch.

Infrared sensors on both sides for hand detection and automatic start-up of the dryer, preventing user contact with the appliance.

BioCote<sup>®</sup> antimicrobial and antibacterial protection on all plastic parts that come into direct contact with water.

Ionizer (Ion Hygienic technology) that purifies the air, removing most of the particles and germs carried by the air, making it healthier and purer (optional).

Front LEDs show the status of the hand dryer. It includes an optical and audible signal to indicate when the water reservoir is full.

HEPA filter media (Ref. RCFILTROHEPA2) that filters solid particles (dust, smoke, pollen, etc.) contained in the air.

Internal water reservoir with a capacity of 0.5 l that collects residual water from hand washing. It is emptied through an external valve or by removing it.

The Dualflow<sup>®</sup> Plus is optionally available with odour-neutralizing beads for a fresher and more pleasant atmosphere.


Supplied in packs of 4 units. (Ref. RCFB001)

The Dualflow<sup>®</sup> Plus can optionally be connected directly to the main wastewater outlet of the installation by means of a kit (Ref. KITDESM14A). This system avoids emptying the reservoir, as the water goes directly to the main wastewater outlet.

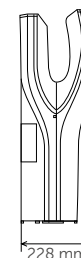
## TECHNICAL SPECIFICATIONS

M24A · M24AB · M24ACS

Voltage	100-240 V
Frequency	50/60 Hz
Electrical insulation	Class I
Total power	250-1,100 W
Power consumption	1.3-4.8 A
Motor power	900 W
RPM	17,600-27,600
Heating element power	200 W or 0 W (ON/OFF switch)



Weight	8.5 kg
Cover thickness	3 mm
Drying time	8-15 s
Air speed	234-410 km/h
Air temperature (10 cm distance / 21 °C)	38 °C
Sound pressure (at 2 m)	62-72 dBA
Level of protection	IPX4





# dualflow<sup>®</sup> plus

THE DUALFLOW<sup>®</sup> PLUS HAND DRYER IS THE FIRST HAND DRYER ON THE MARKET WITH DIRECT CONNECTION TO THE WASTEWATER OUTLET.

## BENEFITS OF THE DIRECT CONNECTION TO THE WASTEWATER OUTLET




### FLOOR THAT IS DRY AND WATER-FREE

Cleaner floor and no risk of accidents



### NO BAD SMELLS

Cleaner and more comfortable environment



### NO GERM OR BACTERIA GROWTH

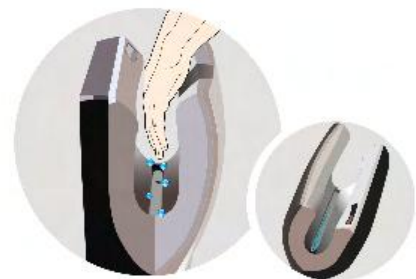
Healthier space with no risk of disease transmission



### REDUCTION OF MAINTENANCE TIMES AND COSTS

Better optimization of resources and more time for other higher value-added tasks

The water from hand drying falls and is channelled through the water collection duct until it reaches the hole where the connection kit is connected.

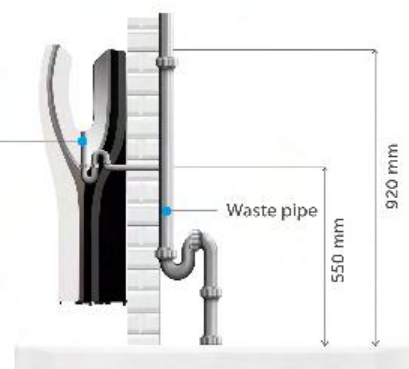


By means of the KITDESM14A connection kit, consisting of a flexible tube and its fastening mechanism, the water flows directly into the wastewater pipe.



The inlet to the wastewater pipe must be between 550 mm and 450 mm, if the hand dryer is installed at a height of 920 mm.

Dualflow<sup>®</sup> Plus wastewater connection kit



# Hand dryers

SENSOR OPERATED  
dualflow<sup>®</sup> plus



## HIGH TRAFFIC

This mode is suitable for installation in areas with high traffic



### NEW FEATURES



400 km/h

## M14A



### M14A-I

With ionizer

### M14A-DES

With connection to main wastewater outlet

### M14A-DES-I

With connection to main wastewater outlet and ionizer

MATERIAL: ABS  
FINISH: white

### NEW FEATURES



400 km/h

## M14AB



### M14AB-I

With ionizer

### M14AB-DES

With connection to main wastewater outlet

### M14AB-DES-I

With connection to main wastewater outlet and ionizer

MATERIAL: ABS  
FINISH: black

### NEW FEATURES



400 km/h

## M14ACS



### M14ACS-I

With ionizer

### M14ACS-DES

With connection to main wastewater outlet

### M14ACS-DES-I

With connection to main wastewater outlet and ionizer

MATERIAL: ABS  
FINISH: satin



## KITDESM14A

Dualflow<sup>®</sup> Plus main wastewater outlet connection kit

Length from 60 to 200 cm

+info on page 34.

MATERIAL: PP/EPDM  
FINISH: grey

## COMPONENTS AND MATERIALS

### M14A · M14AB · M14ACS

Water collection area with anti-splash design, which prevents the residual water resulting from hand drying from falling directly onto the floor, keeping it dry and thus avoiding the risk of accidents due to slipping.

High-impact ABS cover, 3 mm thick.

Extremely durable, high-speed Class F brushless motor with adjustable power to regulate power consumption and noise level.

Universal voltage. It works with any electrical voltage between 100-240 V.

Heating element with only 200 W, with an on/off switch.

Infrared sensors on both sides for hand detection and automatic start-up of the dryer, preventing user contact with the appliance.

BioCote<sup>®</sup> antimicrobial and antibacterial protection on all plastic parts that come into direct contact with water.

Ionizer (Ion Hygienic technology) that purifies the air, removing most of the particles and germs carried by the air, making it healthier and purer (optional).

Front LEDs show the status of the hand dryer. It includes an optical and audible signal to indicate when the water reservoir is full.

HEPA filter media (Ref. RCFILTROHEPA2) that filters solid particles (dust, smoke, pollen, etc.) contained in the air.

Internal water reservoir with a capacity of 0.5 l that collects residual water from hand washing. It is emptied through an external valve or by removing it.

The Dualflow<sup>®</sup> Plus is optionally available with odour-neutralizing beads for a fresher and more pleasant atmosphere.

Supplied in packs of 4 units. (Ref. RCFB001)

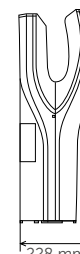
The Dualflow<sup>®</sup> Plus can optionally be connected directly to the main wastewater outlet of the installation by means of a kit (Ref. KITDESM14A). This system avoids emptying the reservoir, as the water goes directly to the main wastewater outlet.

## TECHNICAL SPECIFICATIONS

### M14A · M14AB · M14ACS

Voltage	220-240 V
Frequency	50/60 Hz
Electrical insulation	Class I
Total power	420-1,500 W
Power consumption	3.2-6.4 A
Motor power	420-1,100 W
RPM	19,000-30,000
Heating element power	400 W or 0 W (ON/OFF switch)

Weight	8.3 kg
Cover thickness	3 mm
Drying time	10-15 s
Air speed	234-410 km/h
Air temperature (10 cm distance / 21 °C)	40 °C
Sound pressure (at 2 m)	62-72 dBA
Level of protection	IPX4



Technology, robustness, compact design and quality at the service of hand drying.

## MACHFLOW® PLUS

- » Ultra-fast drying speed (8-15 seconds).
- » Low energy consumption (1.8-4.2 W/h per drying cycle).
- » Very low CO<sub>2</sub> emissions level.
- » Low noise pollution (67-74 dBA).
- » Brushless motor that has adjustable power, a long service life and is maintenance-free (M19A/B/C/CS models only).
- » Switch for turning the heating element on and off easily.
- » Easy maintenance.
- » Fast install-uninstall technology to the wall (optional).
- » Solid and compact.








**HEPA filter media**  
Prevents the dispersion of a broad spectrum of particles in the air



**Ionizer**  
Helps to clean and purify the air



**Automatic hand detection**  
Electronic infrared beam sensor, adjustable by means of a potentiometer



**Machflow® Plug-in technology**  
It is a simple, practical, fast and safe system to install-uninstall the hand dryer from the wall r (optional)




**Brushless motor**  
Extremely durable and maintenance-free



**Adjustable motor speed**  
Energy consumption, noise level and drying time are adjustable



**Heating element**  
For maximum comfort



**Switch for heating element**  
Allows the heating element to be activated/deactivated



**Air freshener beads**  
**Ref. RCFB001**  
Their mild fragrance scents and deodorizes the environment (optional)



**Silentblocks**  
In the base plate to damp mechanical vibrations

# MACHFLOW® PLUS

## Sheer strength

Very powerful and fast hand dryer, with a compact and very robust design. Energy efficient and eco-friendly. Fully adjustable to the user's needs. Designed for saving money and time in hand drying.

**AUTOMATIC!**



dries hands in  
**8-15**  
seconds

## Available in four finishes



White



Black



Bright



Satin

# Hand dryers



## HIGH TRAFFIC

This mode is suitable for installation in areas with high traffic

SENSOR OPERATED  
machflow® plus



**NEW**

**M19A**

**M19A-FIL**  
With HEPA filter

**M19A-I**  
With HEPA filter and ionizer

MATERIAL: **steel**  
FINISH: **white epoxy**

**340 km/h**

**NEW**

**M19AB**

**M19AB-FIL**  
With HEPA filter

**M19AB-I**  
With HEPA filter and ionizer

MATERIAL: **steel**  
FINISH: **matte black epoxy**

**340 km/h**

**NEW**

**M19AC**

**M19AC-FIL**  
With HEPA filter

**M19AC-I**  
With HEPA filter and ionizer

MATERIAL: **AISI 304 stainless steel**  
FINISH: **bright**

**340 km/h**

**NEW**

**M19ACS**

**M19ACS-FIL**  
With HEPA filter

**M19ACS-I**  
With HEPA filter and ionizer

MATERIAL: **AISI 304 stainless steel**  
FINISH: **satın**

**340 km/h**

## COMPONENTS AND MATERIALS

**M19A · M19A-FIL · M19A-I · M19AB · M19AB-FIL · M19AB-I · M19AC · M19AC-FIL · M19AC-I · M19ACS-FIL · M19ACS-FIL · M19ACS-I**

HEPA filter media that filters out most of the micro-particles contained in the air, such as pollen, dust mites, mould, tobacco smoke and even virus and bacteria, helping to improve the air quality (optional).

Ionizer ("Ion Hygienic" technology) that purifies the air through negatively charged particles removing most of the particles and germs carried by the air, making it healthier and purer (optional).

Extremely durable, high-speed Class F brushless motor with adjustable power to regulate power consumption and noise level.

Base plate and volute in polyamide 6 V 0. The base includes four rubber bushings at the rear to dampen mechanical vibrations.

Machflow Plus® can optionally be equipped with a quick installation/removal system for the hand dryer ("Plug in" kit **Ref KTP009**).

Universal voltage. It works with any electrical voltage between 100 and 240 V, without the need for any type of configuration.

Heating element with only 200 W of power, with an on/off switch.

Electronic sensor with infrared hand detection and adjustable detection distance, through a variable potentiometer, between 5 and 25 cm.

Compatible with the plug-in kit (see page 41).

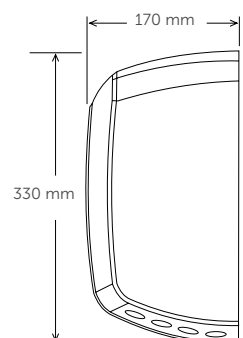
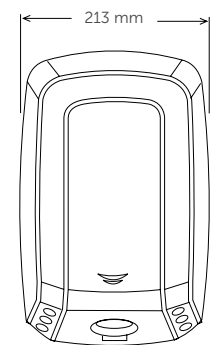
Optional odour neutralizing beads are also available to create a clean and pleasant atmosphere in the bathroom. (**Ref. RCFB001**)

## TECHNICAL SPECIFICATIONS

**M19A · M19A-FIL · M19A-I · M19AB · M19AB-FIL · M19AB-I · M19AC · M19AC-FIL · M19AC-I · M19ACS-FIL · M19ACS-FIL · M19ACS-I**

Voltage	100-240V
Frequency	50/60 Hz
Electrical insulation	Class I
Total power	250-1,100 W
Power consumption	1.3-4.8 A
Motor power	900 W
RPM	17,600-27600
Heating element power	200 W or 0 W (ON/OFF switch)

Weight	5.5 kg
Cover thickness	1.5 mm
Drying time	8-15 s
Air speed	220-340 km/h
Air temperature (10 cm distance / 21°C)	42 °C
Sound pressure (at 2 m)	67-74 dBA
Level of protection	IP23



# Hand dryers

SENSOR OPERATED  
machflow®



## HIGH TRAFFIC

This mode is suitable for installation in areas with high traffic

### NEW FEATURES



**M09A**



**M09A-FIL**  
With HEPA filter

**M09A-I**  
With HEPA filter and ionizer

MATERIAL: **steel**  
FINISH: **white epoxy**



### NEW FEATURES



**M09AB**



**M09AB-FIL**  
With HEPA filter

**M09AB-I**  
With HEPA filter and ionizer

MATERIAL: **steel**  
FINISH: **matte black epoxy**



### NEW FEATURES



**M09AC**



**M09AC-FIL**  
With HEPA filter

**M09AC-I**  
With HEPA filter and ionizer

MATERIAL: **AISI 304**  
**stainless steel**  
FINISH: **bright**



### NEW FEATURES



**M09ACS**



**M09ACS-FIL**  
With HEPA filter

**M09ACS-I**  
With HEPA filter and ionizer

MATERIAL: **AISI 304**  
**stainless steel**  
FINISH: **satın**



## COMPONENTS AND MATERIALS

**M09A · M09A-FIL · M09A-I · M09AB · M09AB-FIL · M09AB-I · M09AC · M09AC-FIL · M09AC-I · M09ACS · M09ACS-FIL · M09ACS-I**

HEPA filter media that filters out most of the micro-particles in the air, such as pollen, dust mites, mould, tobacco smoke and even viruses and bacteria, helping to improve the air quality.

Machflow® can optionally be fitted with an ionizer (Ion Hygienic technology) which purifies the air by means of negatively charged particles (anions), removing most of the particles and germs carried in the air and thus keeping it purer and healthier.

Maximum speed: 480 km/h.

One-piece weld-free cover.

The base includes silentblocks to damp mechanical vibrations.

High-pressure universal brushed motor, class F, with adjustable power to regulate electrical consumption and sound pressure.

Minimum heating element (400 W only) with "ON/OFF" switch.

Automatically switches off after 60 seconds of continuous use.

Electronic infrared detection sensor. Detection distance adjustable by potentiometer (5-25 cm).

Compatible with the plug-in kit (see page 41).

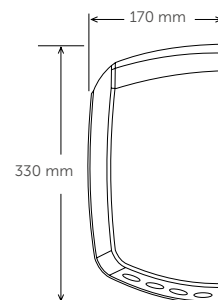
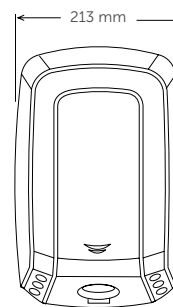
Optional odour neutralizing beads are also available to create a clean and pleasant atmosphere in the bathroom.

## COMPONENTS AND MATERIALS

**M09A · M09A-FIL · M09A-I · M09AB · M09AB-FIL · M09AB-I · M09AC · M09AC-FIL · M09AC-I · M09ACS · M09ACS-FIL · M09ACS-I**

Voltage	220-240 V
Frequency	50/60 Hz
Electrical insulation	Class I
Total power	420-1,500 W
Power consumption	3.2-6.4 A
Motor power	420-1,100 W
RPM	19 000-30 000
Heating element power	400 W or 0 W (ON/OFF switch)

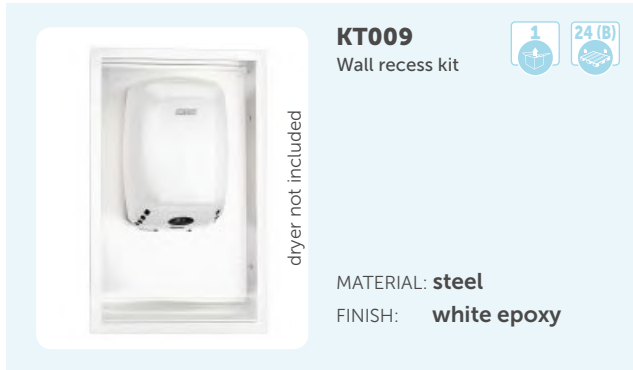
Weight	5.1 kg
Cover thickness	1.5 mm
Drying time	10-15 s
Air speed	190-480 km/h
Air temperature (10 cm distance / 21 °C)	45 °C
Sound pressure (at 2 m)	67-74 dBA
Level of protection	IP23





# Hand dryers

## WALL RECESS KIT machflow® plus / machflow®



### COMPONENTS AND MATERIALS KT009 · KT009CS

The American Disability Act (ADA) defines the accessibility requirements applicable to the design of washroom spaces in the USA.

In chapter 3: "Protruding Objects", point 307.2 "Protrusion Limits", the ADA says: Objects must not protrude from the wall by more than 100 mm horizontally into the circulation path for entering and exiting the bathroom.

This kit has been designed for the Machflow® to fully comply with these recommendations.

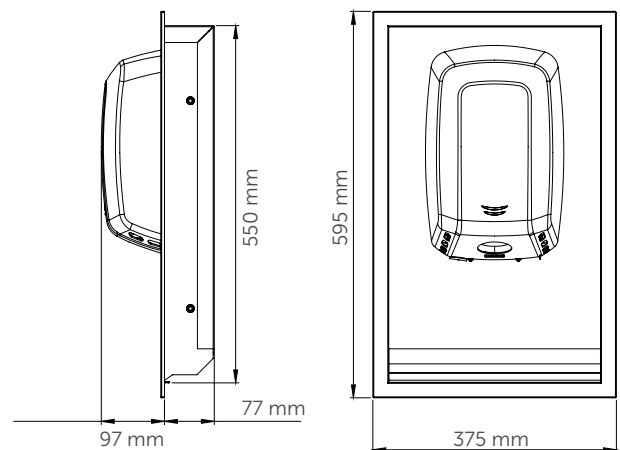
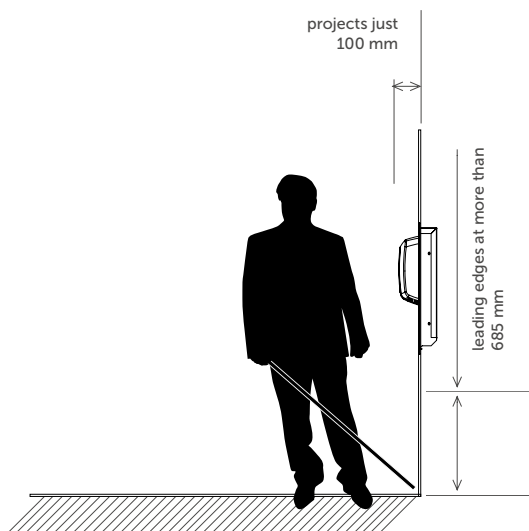
### TECHNICAL SPECIFICATIONS KT009 · KT009CS

Box made of two welded parts. The dryer mounting area is made of 1 mm 18-8 type AISI 304 stainless steel (KT009CS) and steel (KT009), including 4 M5 bolts welded on top of the base plate for fitting of the Machflow® hand dryer. The frame is made of 0.8 mm 18-8 type AISI 304 stainless steel (KT009CS) and steel (KT009), with 4 screw holes of 6.5 mm diameter for mounting on the wall.

Nuts and bolts for the fitting of the hand dryer to the kit included: Four DIN 934 M5 nuts, four DIN 9021 M5 washers and four 8 x 18 mm rubber bushings.

NOTE: The screws and wall plugs for mounting the frame on the wall are not included. The use of stainless steel screws is recommended.

Weight: 3 kg without Machflow® hand dryer.



# Hand dryers

PLUG-IN KIT  
machflow® plus / machflow®

**NEW**

**KTP009**  
Plug-in kit



MATERIAL: PA6 V0  
FINISH: black




Hand dryer not included



Machflow® Plus Plug-in is ready for use 24 hours a day, 7 days a week, 365 days a year.

## MACHFLOW® WITH PLUG-IN SYSTEM



### What is Machflow® Plug-in technology?

It is a system that allows you to replace the hand dryer quickly, easily and safely **in just 10 seconds**. Making it easier for the washroom to always have a dryer in operation.



**Hand dryer replacement time: 10 seconds.** The Machflow® Plug-in system allows the hand dryer to be replaced in less than 10 seconds, thanks to its SMED (quick equipment changeover) design.



**Maximum protection and safety from electric shock.** Completely safe electrical connection, as the connection is made via an approved safety electrical connector, preventing electric shocks.

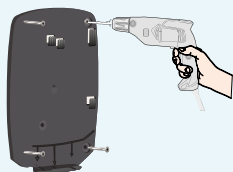


**A qualified technician is not required.** Any employee can replace a Machflow® Plus Plug-in dryer with another.



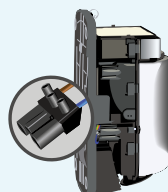
**Reduces maintenance costs.** The Machflow® Plus Plug-in hand dryer reduces maintenance costs because it is easy to install, quick and easy to replace and because it makes maintenance easier.

### INSTALLATION IN JUST 3 STEPS



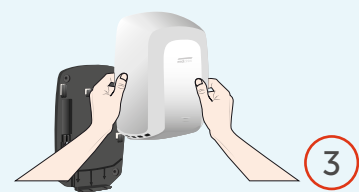
1

Fixing of the base to the wall with 4 screws and connection of the electrical safety plug to the mains.



2

Mounting the safety plug on the base of the hand dryer.



3

Positioning the cover on the hand dryer base and mounting the base on the wall.

Versatile design, durable, modern and elegant.



## SPEEDFLOW® PLUS

- » Fast drying time (10-12 seconds).
- » Very low energy consumption (0.6-2.8 W/h per drying cycle).
- » High-pressure motor with speed that can be adjusted between 23,000 and 32,000 rpm.
- » Very quiet (57-65 dBA).
- » Maximum continuous functioning time of 30 seconds.
- » Heating element turned off by means of a micro-switch.
- » Meets ADA regulations (projects just 100 mm from the wall).
- » Vandal proof.







**HEPA filter media**  
Prevents the dispersion of a broad spectrum of particles in the air



**Ionizer**  
Helps to clean and purify the air



**Automatic hand detection**  
Electronic infrared beam sensor, adjustable by means of a potentiometer




**Ultra-slim design**  
Protudes just 10 cm from the wall



**Heating element**  
For maximum comfort



**"On/Off" micro-switch for the heating element**  
Allows the heating element to be activated or deactivated



**Adjustable speed**  
Energy consumption, noise level and drying time are adjustable



**Air freshener beads**  
**Ref. RCFB001**  
Their mild fragrance scents and deodorizes the environment (optional)



**Silentblocks**  
In the base plate to damp mechanical vibrations

# SPEEDFLOW<sup>®</sup> PLUS

## The new generation hand dryer

An exceptionally designed hand dryer that offers extraordinary power despite its extra-slim design.

**AUTOMATIC!**



dries hands in  
**10-12**  
seconds



### Available in four finishes



White



Black



Bright



Satin

# Hand dryers



## HIGH TRAFFIC

This mode is suitable for installation in areas with high traffic

SENSOR OPERATED  
speedflow® plus



### NEW FEATURES



400 km/h

#### M17A

##### M17A-I

With ionizer

MATERIAL: **steel**

FINISH: **white epoxy**

#### M17AF

##### M17AF-I

With ionizer

MATERIAL: **cast iron**

FINISH: **white enamelled**



### NEW FEATURES



400 km/h

#### M17AB

##### M17AB-I

With ionizer

MATERIAL: **steel**

FINISH: **matte black epoxy**



### NEW FEATURES



400 km/h

#### M17AC

##### M17AC-I

With ionizer

MATERIAL: **AISI 304 stainless steel**

FINISH: **bright**



### NEW FEATURES



400 km/h

#### M17ACS

##### M17ACS-I

With ionizer

MATERIAL: **AISI 304 stainless steel**

FINISH: **satin**



## COMPONENTS AND MATERIALS

**M17A · M17AF · M17AB · M17AC · M17ACS**  
**M17A-I · M17AF-I · M17AB-I · M17AC-I · M17ACS-I**

The new Speedflow Plus® comes as standard with a cartridge that contains a HEPA filter media that filters out suspended solid particles (pollen, dust mites, cigarette smoke, etc.), notably improving the air quality.

Speedflow® Plus can optionally be fitted with an ionizer (Ion Hygienic technology) which purifies the air by means of negatively charged particles (anions), removing most of the particles and germs carried in the air and keeping it purer and healthier.

1.5 mm thick, one-piece, ultra-thin cover (only 100 mm deep).

Class F high-pressure motor with a self-resetting thermal safety cut-out and adjustable speed between 23,000 and 32,000 rpm. This regulation capability allows the power consumption and sound pressure to be adjusted.

Electronic infrared detection sensor with adjustable detection range between 5 and 20 cm.

Includes an automatic safety disconnection system that switches the unit off after 30 seconds of uninterrupted use.

500 W heating element with self-resetting thermal cut-out. It can be switched off by means of an on/off microswitch.

Aluminium base with damping elements at the back, which, together with its carefully designed interior, make this hand dryer one of the quietest in its class.

It can be fitted with odour neutralizing beads for a cleaner and more pleasant atmosphere in the washroom (optional).

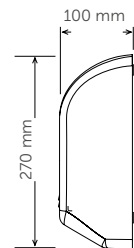
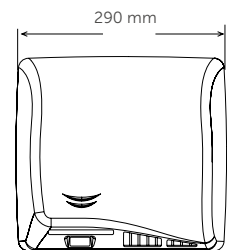
**ADA compliant for accessibility in public spaces (see p. 46)**

## TECHNICAL SPECIFICATIONS

**M17A · M17AF · M17AB · M17AC · M17ACS**  
**M17A-I · M17AF-I · M17AB-I · M17AC-I · M17ACS-I**

Voltage	220–240 V
Frequency	50/60 Hz
Electrical insulation	Class I
Total power	180–850 W
Power cons.	2.8–5 A
Motor power	180–350 W
RPM	23,000–32,000

Heating element power	500 or 0 W (ON/OFF switch)
Weight	3.2 kg
Cover thickness	1.5 mm
Drying time	10–12 s
Air speed	290–400 km/h
Air temperature (10 cm distance / 25 °C)	42 °C
Sound pressure (at 2 m)	57–65 dBA
Level of protection	IP23



# Hand dryers

BtM MEDICLINICS



**BEHIND THE MIRROR MODELS (BtmM). WE HELP TO CREATE UNCLUTTERED AND MINIMALIST WASHROOM ENVIRONMENTS**




Cleaner and tidier washroom




Contactless.  
Improved hygiene.  
Concealed elements.



Fast and easy maintenance



Ease of installation



## 1 Automatic hand dryer

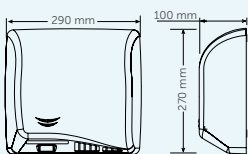
NEW FEATURES

**M17ACS**



MATERIAL:  
**AISI 304 stainless steel**  
FINISH:  
**satin**

400 km/h



More information p. 44

## 2 Automatic soap dispenser

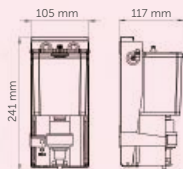
NEW

**DJM0037A**  
Liquid soap



**DJSM0039A**  
Spray

**DJFM0038A**  
Foam



CAPACITY: **1 l**  
MATERIAL:  
**AISI 304 stainless steel**  
FINISH: **Grey**

More information p. 97

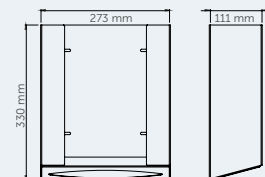
## 3 Paper towel dispenser

NEW

**DTM2106**



CAPACITY:  
**400-600 C/Z towels**  
MATERIAL:  
**AISI 304 st. steel**  
FINISH: **Grey**



More information p. 124



# Hand dryers



## HIGH TRAFFIC

This mode is suitable for installation in areas with high traffic

SENSOR OPERATED  
**speedflow®**



### NEW FEATURES

**M06A**



400 km/h

MATERIAL: **steel**  
FINISH: **white epoxy**

### NEW FEATURES

**M06AB**



400 km/h

MATERIAL: **steel**  
FINISH: **matte black epoxy**

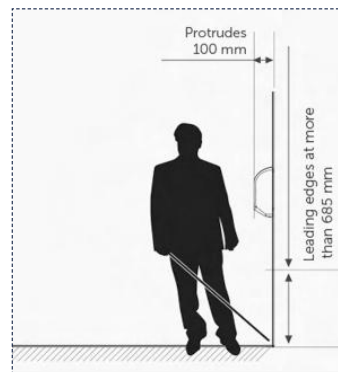
### NEW FEATURES

**M06AC**



400 km/h

MATERIAL: **AISI 304 stainless steel**  
FINISH: **bright**



## ADA

The Speedflow Plus / Speedflow has been designed to fully comply with The American with Disabilities Act (ADA) Ultra slim design Protrudes just 10 cm from the wall.

## COMPONENTS AND MATERIALS

**M06A · M06AB · M06AC**

Universal voltage. It works with any electrical voltage of 100–120 V or 220–240 V, without the need for any type of configuration.

Ultra-slim, one-piece cover (only 100 mm deep).

Universal high-speed brushed motor, 8,500 and 11,500 rpm, class A. Adjustable speed.

Electronic infrared detection sensor with adjustable detection range between 5 and 20 cm.

Includes an automatic safety disconnection system that switches the unit off after 30 seconds of uninterrupted use.

Heating element with self-resetting thermal cut-out. It can be switched off by means of an on/off microswitch.

Aluminium base with damping elements at the back, which, together with its carefully designed interior, make this hand dryer one of the quietest in its class.

**ADA compliant for accessibility in public spaces**

## TECHNICAL SPECIFICATIONS

**M06A · M06AB · M06AC**

Voltage	110-120 V, 208, 220-240 V
Frequency	50/60 Hz
Electrical insulation	Class I
Total power	110-1,150 W
Power cons.	1.3-4.8 A (240 V) / 1.4-9.5 A (120 V)
Motor power	110-250 W
RPM	8,500-11,500

Heating element power 900 or 0 W (ON/OFF switch)

Weight 3.8 kg

Cover thickness 1.5 mm

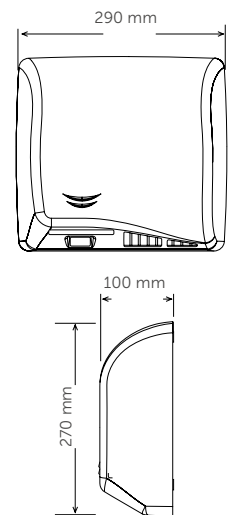
Drying time 10-12 s

Air speed 120-161 km/h

Air temperature (10 cm distance / 25 °C) 42 °C

Sound pressure (at 2 m) 58-67 dBA

Level of protection IP23



# Hand dryers

SENSOR OPERATED  
speedflow®



## HIGH TRAFFIC

This mode is suitable for installation in areas with high traffic



### NEW FEATURES

**M06ACS**



MATERIAL: **AISI 304 stainless steel**  
FINISH: **satin**

### NEW FEATURES

**M06AF**



MATERIAL: **cast iron**  
FINISH: **white enamelled coating**

## COMPONENTS AND MATERIALS

**M06A · M06AB · M06AC**

Universal voltage. It works with any electrical voltage of 100–120 V or 220–240 V, without the need for any type of configuration.

Ultra-slim, one-piece cover (only 100 mm deep).

Universal high-speed brushed motor, 8,500 and 11,500 rpm, class A. Adjustable speed.

Electronic infrared detection sensor with adjustable detection range between 5 and 20 cm.

Includes an automatic safety disconnection system that switches the unit off after 30 seconds of uninterrupted use.

Heating element with self-resetting thermal cut-out. It can be switched off by means of an on/off microswitch.

Aluminium base with damping elements at the back, which, together with its carefully designed interior, make this hand dryer one of the quietest in its class.

**ADA compliant for accessibility in public spaces**

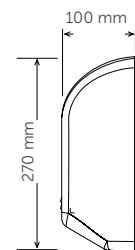
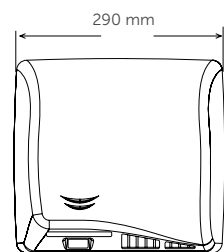
## TECHNICAL SPECIFICATIONS

**M06A · M06AB · M06AC**

Voltage	110-120 V, 208, 220-240 V
Frequency	50/60 Hz
Electrical insulation	Class I
Total power	110-1,150 W
Power cons.	1.3-4.8 A (240 V) / 14-9.5 A (120 V)
Motor power	110-250 W
RPM	8,500-11,500

Heating element power 900 or 0 W (ON/OFF switch)

Weight	3.8 kg
Cover thickness	1.5 mm
Drying time	10-12 s
Air speed	120-161 km/h
Air temperature (10 cm distance / 25 °C)	42 °C
Sound pressure (at 2 m)	58-67 dBA
Level of protection	IP23



# HIGH TRAFFIC

## Reliable, long-lasting, vandal-proof, safe and quality hand dryers

### SANIFLOW® AND MEDIFLOW®

Saniflow® and Mediflow® are the two families of hand dryers within the Mediclinics high-traffic range. Their main distinguishing feature is their high reliability, as their design makes them robust, vandal-proof and very easy to maintain.

### ASSURED PERFORMANCE

These hand dryers were conceived to offer excellent performance over many years in very high traffic areas, such as airports, sports stadiums, shopping centres, sports centres, etc.

### ROBUST AND QUIET AT THE SAME TIME

Due to their low noise level during operation, these hand dryers are also ideal for installation in places where silence is a very important requirement, such as museums, libraries, cinemas, theatres, etc. These are the main advantages of the Saniflow® and Mediflow® dryers.

### DRYING SPEED

High-speed and long-lasting motors that provide a stable and constant air flow that guarantees full drying of the hands in a few seconds.

Compared to other dryers in this class, they offer one of the most powerful airflows on the market.

### OPTIMAL HAND DETECTION

Adjustable detection distance, in all the automatic models of the range, in order to obtain the optimal hand detection distance depending on the available light.

### COMPLETE SAFETY

Fitted with safety systems such as thermal cut-offs in the motors and heating elements.

Automatic disconnect system.

Vandal-proof lock screws that prevent accidents such as fire, electrocution, trapping, etc.

### ACCESSIBLE TO ALL

Option to use a wall recess kit, with a frame manufactured in the same finish as the installed dryer, in order to comply with the ADA and UNE standards for the elimination of architectural barriers, which limit the horizontal projection of hand dryers to 100 mm, thus facilitating access for those with reduced mobility.





A classic, robust and reliable design for the 21st century.

## SANIFLOW®

- » Long lasting motors that provide a stable, strong and constant air flow that guarantees full drying of the hands in a few seconds.
- » Robust, reliable and high-quality hand dryer.
- » One of the most powerful air flows on the market, within its class of machine.
- » The heating element and the motor have built-in safety heat limiters.
- » Chrome-plated nozzle that can rotate 360°.
- » Manual or automatic operating options.
- » Vandal proof.
- » Easy cleaning and maintenance.



# Hand dryers

SENSOR OPERATED  
saniflow®



## HIGH TRAFFIC

This mode is suitable for installation in areas with high traffic



**E05A**

1 32 (B)

ALSO AVAILABLE IN BLUE ANGEL VERSION

MATERIAL: **steel**  
FINISH: **white epoxy**



**E05AB**

1 32 (B)

ALSO AVAILABLE IN BLUE ANGEL VERSION

MATERIAL: **steel**  
FINISH: **matte black epoxy**



**E05AC**

1 32 (B)

ALSO AVAILABLE IN BLUE ANGEL VERSION

MATERIAL: **AISI 304 stainless steel**  
FINISH: **bright**



**E05ACS**

1 32 (B)

ALSO AVAILABLE IN BLUE ANGEL VERSION

MATERIAL: **AISI 304 stainless steel**  
FINISH: **satin**

### COMPONENTS AND MATERIALS

**E05A · E05AB · E05AC · E05ACS**

Weld-free cover fixed to the base by means of two vandal-proof lock screws and a lock with special Saniflow® key.

3 mm thick aluminium base.

Fan wheel volute made of fire retardant plastic.

Class F universal motor with brushes, incorporating a safety thermal cut-off.

Aluminium centrifugal turbine with double symmetric air inlet.

Heating element includes a safety thermal cut-off.

Chrome-plated zamak nozzle that can rotate 360°.

Electronic sensor, with infrared beam.

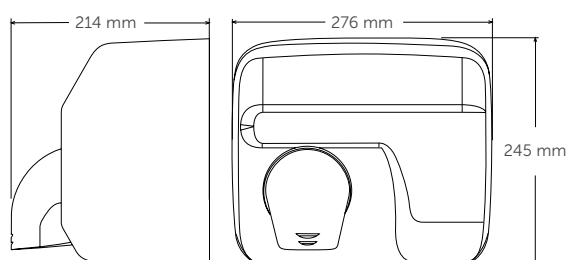
Detection distance adjustable to 15–25 cm.

Four silentblocks to minimise vibrations and noise.

### TECHNICAL SPECIFICATIONS

**E05A · E05AB · E05AC · E05ACS**

Voltage	220–240 V
Frequency	50/60 Hz
Electrical insulation	Class I
Total power	2,250 W
Power consumption	10 A
Motor power	250 W
RPM	5,500
Heating element power	2,000 W
Weight	4.65 kg
Cover thickness	1.5 mm
Drying time	29 s
Air speed	100 km/h
Air temperature (10 cm distance / 21 °C)	50 °C
Sound pressure (at 2 m)	68 dBA
Level of protection	IP23





# Hand dryers

SENSOR OPERATED  
saniflow®



## HIGH TRAFFIC

This mode is suitable for installation in areas with high traffic



**E88A**




MATERIAL: **steel**  
FINISH: **white enamelled coating**



**E88AC**




MATERIAL: **steel**  
FINISH: **bright chromed**



**E88ACS**




MATERIAL: **steel**  
FINISH: **satin chromed**



**E88AO**




MATERIAL: **steel**  
FINISH: **gold plating**

## COMPONENTS AND MATERIALS

**E88A · E88AC · E88ACS · E88AO**

Weld-free cover fixed to the base by means of two vandal-proof lock screws and a lock with special Saniflow® key.

3 mm thick aluminium base.

Fan wheel volute made of fire retardant plastic.

Class F universal motor with brushes, incorporating a safety thermal cut-off.

Aluminium centrifugal turbine with double symmetric air inlet.

Heating element includes a safety thermal cut-off.

Chrome-plated zamak nozzle that can rotate 360°.

Electronic sensor, with infrared beam.

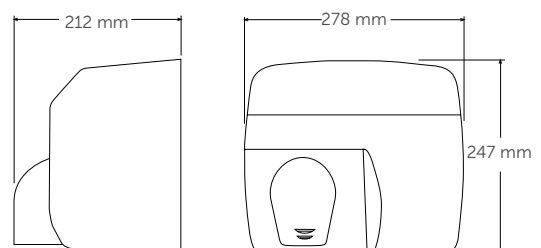
Detection distance adjustable to 15–25 cm.

Four silentblocks to minimise vibrations and noise.

## TECHNICAL SPECIFICATIONS

**E88A · E88AC · E88ACS · E88AO**

Voltage	220–240 V
Frequency	50/60 Hz
Electrical insulation	Class I
Total power	2,250 W
Power consumption	10 A
Motor power	250 W
RPM	5,500
Heating element power	2,000 W
Weight	4.65 kg
Cover thickness	1.5 mm
Drying time	29 s
Air speed	100 km/h
Air temperature (10 cm distance / 21 °C)	50 °C
Sound pressure (at 2 m)	68 dBA
Level of protection	IP23



# Hand dryers

PUSH-BUTTON  
saniflow®




## HIGH TRAFFIC


This mode is suitable for installation in areas with high traffic




**E05**



MATERIAL: **steel**  
FINISH: **white epoxy**



**E05B**



MATERIAL: **steel**  
FINISH: **matte black epoxy**



**E05C**



MATERIAL: **AISI 304 stainless steel**  
FINISH: **bright**



**E05CS**



MATERIAL: **AISI 304 stainless steel**  
FINISH: **satin**

## COMPONENTS AND MATERIALS

**E05 · E05B · E05C · E05CS**

Weld-free cover fixed to the base by means of two vandal-proof lock screws and a lock with special Saniflow® key.

3 mm thick aluminium base.

Fan wheel volute made of fire retardant plastic.

Class F universal motor with brushes, incorporating a safety thermal cut-off.

Aluminium centrifugal turbine with double symmetric air inlet.

Heating element includes a safety thermal cut-off.

Chrome-plated zamak nozzle that can rotate 360°.

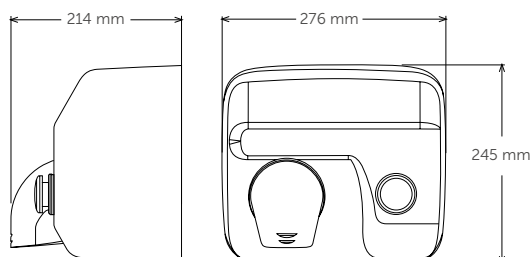
The chrome-plated zamak button activates an electronic timer with a 35-second cycle.

Four silentblocks to minimise vibrations and noise.

## TECHNICAL SPECIFICATIONS

**E05 · E05B · E05C · E05CS**

Voltage	220-240 V
Frequency	50/60 Hz
Electrical insulation	Class I
Total power	2,250 W
Power consumption	10 A
Motor power	250 W
RPM	5,500
Heating element power	2,000 W
Weight	4.65 kg
Cover thickness	1.5 mm
Drying time	29 s
Air speed	100 km/h
Air temperature (10 cm distance / 21 °C)	50 °C
Sound pressure (at 2 m)	68 dBA
Level of protection	IP23



# Hand dryers

PUSH-BUTTON  
saniflow®



## HIGH TRAFFIC

This mode is suitable for installation in areas with high traffic



## COMPONENTS AND MATERIALS

**E88 · E88C · E88CS · E88O**

Weld-free cover fixed to the base by means of two vandal-proof lock screws and a lock with special Saniflow® key.

3 mm thick aluminium base.

Fan wheel volute made of fire retardant plastic.

Class F universal motor with brushes, incorporating a safety thermal cut-off.

Aluminium centrifugal turbine with double symmetric air inlet.

Heating element includes a safety thermal cut-off.

Chrome-plated zamak nozzle that can rotate 360°.

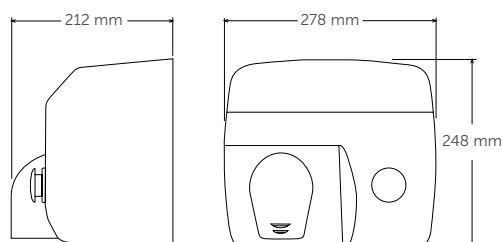
A chrome-plated zamak button activates an electromechanical timer with a 35-second cycle.

Four silentblocks to minimise vibrations and noise.

## TECHNICAL SPECIFICATIONS

**E88 · E88C · E88CS · E88O**

Voltage	220-240 V
Frequency	50/60 Hz
Electrical insulation	Class I
Total power	2,250 W
Power consumption	10 A
Motor power	250 W
RPM	5,500
Heating element power	2,000 W
Weight	4.65 kg
Cover thickness	1.5 mm
Drying time	29 s
Air speed	100 km/h
Air temperature (10 cm distance / 21 °C)	50 °C
Sound pressure (at 2 m)	68 dBA
Level of protection	IP23





# Hand dryers

PUSH-BUTTON /  
SENSOR OPERATED  
saniflow®



## HIGH TRAFFIC

This mode is suitable for installation  
in areas with high traffic



**E85**



MATERIAL: **cast iron**  
FINISH: **white enamelled coating**



**E85A**



MATERIAL: **cast iron**  
FINISH: **white enamelled coating**

## COMPONENTS AND MATERIALS

### E85 · E85A

Weld-free cover fixed to the base by means of two vandal-proof lock screws and a lock with special Saniflow® key.

3 mm thick aluminium base.

Fan wheel cover made of fireproof plastic.

Class F universal motor with brushes, incorporating a safety thermal cut-off.

Aluminium centrifugal turbine with double symmetric air inlet.

Heating element includes a safety thermal cut-off.

Four silentblocks to minimise vibrations and noise.

Chrome-plated zamak nozzle that can rotate 360°.

#### E85

The chrome-plated zamak button activates an electromechanical timer with a 35-second cycle.

#### E85A

Electronic sensor, with infrared beam.

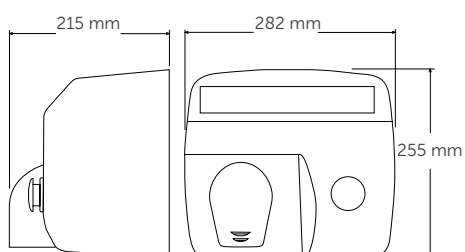
Detection distance adjustable to 15–25 cm.

## TECHNICAL SPECIFICATIONS

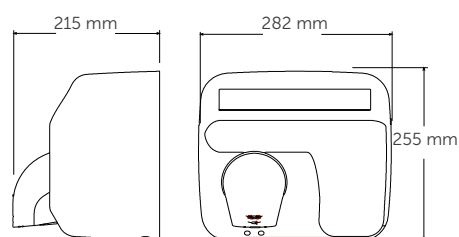
### E85 · E85A

Voltage	220-240 V
Frequency	50/60 Hz
Electrical insulation	Class I
Total power	2,250 W
Power consumption	10 A
Motor power	250 W
RPM	5,500
Heating element power	2,000 W
Weight	11.5 kg
Cover thickness	6 mm
Drying time	29 s
Air speed	100 km/h
Air temperature (10 cm distance / 21 °C)	50 °C
Sound pressure (at 2 m)	68 dBA
Level of protection	IP23

E85



E85A



# Hand dryers



## HIGH TRAFFIC

This mode is suitable for installation in areas with high traffic

RECESS KIT FOR  
PUSH-BUTTON MODELS  
saniflow®



## COMPONENTS AND MATERIALS

### KT0005 · KT0005C · KT0005CS

Electro-zinc coated iron structure for recessed wall mounting of the Mediflow® hand dryer.

A grey rubber seal reinforces the external protection, reducing vibrations and noise.

Hardware for installing the dryer and fixing the frame to the wall is included.

#### KT0005

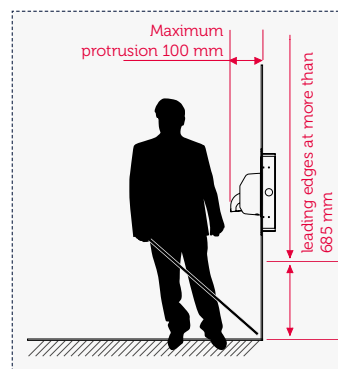
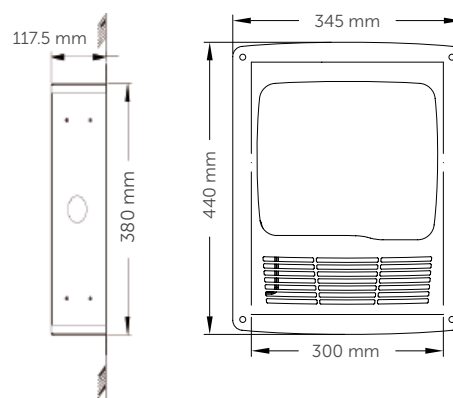
- Stainless steel frame.

#### KT0005C · KT0005CS

- AISI 304 stainless steel frame.

## TECHNICAL SPECIFICATIONS

### KT0005 · KT0005C · KT0005CS



#### ADA

The hand dryer and wall mounting kit protrude 90 mm horizontally in compliance with the ADA standards that restrict the horizontal projection of devices installed in public washrooms to 100 mm.





Intelligent, quiet and modern.



## MEDIFLOW®

- » Powerful, robust and reliable hand dryer.
- » One of the quietest machines in its category (only 65 dBA).
- » The heating element and the motor have built-in safety heat limiters.
- » "Logic Dry" intelligent system that adapts the outlet air flow temperature to the ambient temperature (M02 models).
- » Automatic operation which prevents having to touch the machine.
- » Adjustable hand detection distance using a potentiometer.
- » Easy cleaning and maintenance.



# Hand dryers

SENSOR OPERATED  
mediflow® intelligent



## HIGH TRAFFIC

This mode is suitable for installation in areas with high traffic

**M02A**

MATERIAL: **steel**  
FINISH: **white epoxy**

**M02AB**

MATERIAL: **steel**  
FINISH: **matte black epoxy**

**M02AC**

MATERIAL: **AISI 304 stainless steel**  
FINISH: **bright**

**M02ACS**

MATERIAL: **AISI 304 stainless steel**  
FINISH: **satin**

### COMPONENTS AND MATERIALS

**M02A · M02AB · M02AC · M02ACS**

The cover is fixed to the base by two screws.

Base and fan wheel volute made of fire retardant plastic. It includes silentblocks to avoid mechanical vibrations.

Class F universal motor with brushes, incorporating a safety thermal cut-off.

Aluminum centrifugal double asymmetrical inlet fan wheel.

Heating element includes a safety thermal cut-off.

Selective detection of fixed targets and system of automatic disconnection after 120 seconds of continuous use.

Electronic sensor, with infrared beam.

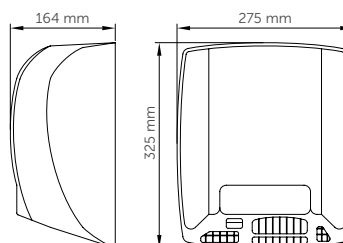
Detection distance adjustable by potentiometer (5-25 cm).

The **LogicDry** technology automatically regulates the temperature of the air output between four possible levels, depending on the ambient temperature, managing electricity consumption to offer significant energy savings.

### TECHNICAL SPECIFICATIONS

**M02A · M02AB · M02AC · M02ACS**

Voltage	220-240 V
Frequency	50/60 Hz
Electrical insulation	Class II
Total power	250-2,750 W
Power consumption	1.2-12 A
Motor power	250 W
RPM	4,500
Heating element power	0-2,500 W
Weight	4.25 kg
Cover thickness	1.5 mm
Drying time	29 s
Air speed	110 km/h
Air temperature (10 cm distance / 21 °C)	50 °C
Sound pressure (at 2 m)	65 dBA
Level of protection	IP23



# Hand dryers

SENSOR OPERATED  
mediflow®



## HIGH TRAFFIC

This mode is suitable for installation in areas with high traffic



**M03A**



MATERIAL: **steel**  
FINISH: **white epoxy**



**M03AB**



MATERIAL: **steel**  
FINISH: **matte black epoxy**



**M03AC**



MATERIAL: **AISI 304 stainless steel**  
FINISH: **bright**



**M03ACS**



MATERIAL: **AISI 304 stainless steel**  
FINISH: **satin**

## COMPONENTS AND MATERIALS

### M03A · M03AB · M03AC · M03ACS

The cover is fixed to the base by two screws.

Base and fan wheel volute made of fire retardant plastic. It includes silentblocks to damp mechanical vibrations.

Class F universal motor with brushes, incorporating a safety thermal cut-off.

Aluminum centrifugal double asymmetrical inlet fan wheel.

Heating element includes a safety thermal cut-off.

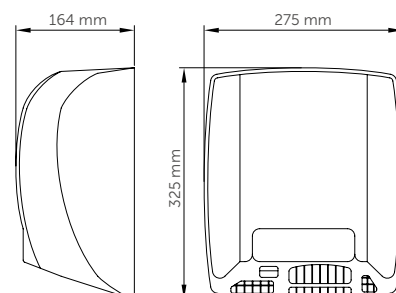
Electronic sensor, with infrared beam.

Detection distance adjustable by potentiometer (5-25 cm).

## TECHNICAL SPECIFICATIONS

### M03A · M03AB · M03AC · M03ACS

Voltage	220-240 V
Frequency	50/60 Hz
Electrical insulation	Class II
Total power	2,750 W
Power consumption	12 A
Motor power	250 W
RPM	4,500
Heating element power	2,500 W
Weight	4.25 kg
Cover thickness	1.5 mm
Drying time	29 s
Air speed	110 km/h
Air temperature (10 cm distance / 21 °C)	50 °C
Sound pressure (at 2 m)	65 dBA
Level of protection	IP23





# Hand dryers

WALL RECESS KIT  
mediflow®



## HIGH TRAFFIC

This mode is suitable for installation in areas with high traffic



**KT0010**

dryer not included

MATERIAL: **steel**  
FINISH: **white epoxy**






**KT0010C**

dryer not included

MATERIAL: **AISI 304 stainless steel**  
FINISH: **bright**






**KT0010CS**

dryer not included

MATERIAL: **AISI 304 stainless steel**  
FINISH: **satın**




## COMPONENTS AND MATERIALS

**KT0010 · KT0010C · KT0010CS**

Electro-zinc coated iron structure for recessed installation of the Mediflow® hand dryer.

A grey rubber seal provides reinforced external protection and minimises vibration and noise.

Hardware for mounting the dryer and its frame on the wall included.

### KT0010

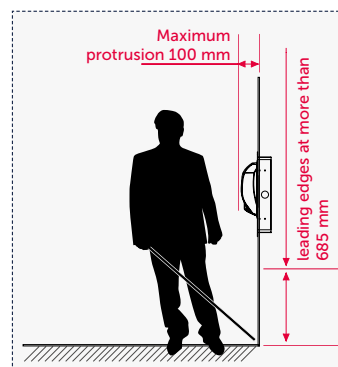
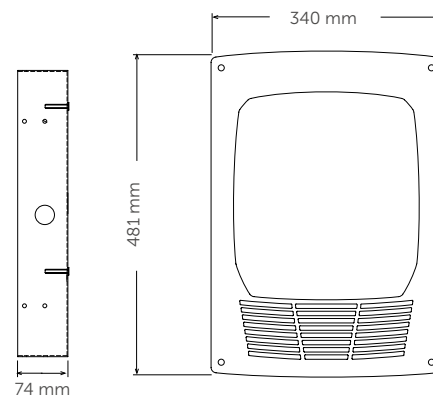
- Stainless steel frame.

### KT0010C · KT0010CS

- AISI 304 stainless steel frame.

## TECHNICAL SPECIFICATIONS

**KT0010 · KT0010C · KT0010CS**



### ADA

The hand dryer and wall mounting kit protrude 90 mm horizontally in compliance with the ADA standards that restrict the horizontal projection of devices installed in public washrooms to 100 mm.

# MEDIUM/LOW TRAFFIC

Elegantly designed hand dryers that are great value for money

## OPTIMA®, JUNIORPLUS® AND SMARTFLOW®

These are the three families of hand dryers within the Mediclinics medium/low-traffic range. Optima®, JuniorPlus® and Smartflow® have features that make them ideal for installation in areas with low to medium traffic, such as restaurants, bars, offices, etc.

### SILENT DRYING

Due to their low noise level, these hand dryers are also ideal for installation in places where silence is a very important requirement, such as museums, libraries, cinemas, theatres, etc. These are the main advantages of the Optima®, JuniorPlus® and Smartflow® dryers.

### MAINTENANCE FREE

Zero maintenance thanks to brushless motors (Optima® and JuniorPlus®).

Moreover, their design and materials make them very easy to clean.

## EXCELLENT HAND DETECTION

Adjustable detection distance, in all the automatic models of the range, in order to obtain the optimal hand detection distance depending on the available light.

## TESTED SAFETY

Fitted with safety systems such as thermal cut-offs in the motors and heating elements.

Automatic disconnect system.

## EXCEEDING STANDARDS

Quality, robustness and reliability thanks to their design and the use of top-class components.

These hand dryers are manufactured to the highest quality and safety standards.





A modern design for a reliable, quiet hand dryer with excellent performance.



## OPTIMA®

- » Maintenance-free thanks to its brushless motor.
- » Hygienic thanks to its automatic operation that prevents having to touch the machine.
- » Adjustable hand detection distance.
- » One of the quietest machines in its category (only 57 dBA).
- » The heating element and the motor have built-in safety heat limiters.
- » The ideal balance between performance and price.



# Hand dryers

SENSOR OPERATED  
*optima*



## MEDIUM TRAFFIC

This mode is suitable for installation in areas with medium traffic




**M99A**

**MATERIAL: steel**  
**FINISH: white epoxy**

6 48 (D)

NEW



**M99AB**

**MATERIAL: steel**  
**FINISH: matte black epoxy**

6 48 (D)



**M99AC**

**MATERIAL: AISI 304 stainless steel**  
**FINISH: bright**

6 48 (D)



**M99ACS**

**MATERIAL: AISI 304 stainless steel**  
**FINISH: satin**

6 48 (D)

### COMPONENTS AND MATERIALS

**M99A · M99AB · M99AC · M99ACS**

Weld-free cover fixed to the base with four Allen-head screws.

Thermoplastic ABS base.

Thermoplastic fan wheel.

Class F brushless induction motor with safety thermal cut-off.

PP UL 94-V0 centrifugal single inlet fan wheel.

Heating element includes a safety thermal cut-off.

Electronic sensor, with infrared beam.

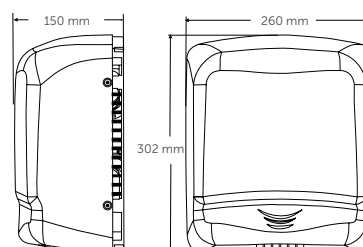
Detection distance adjustable to 15–25 cm.

Zamak air outlet grille.

### TECHNICAL SPECIFICATIONS

**M99A · M99AB · M99AC · M99ACS**

Voltage	220-240 V
Frequency	50/60 Hz
Electrical insulation	Class II
Total power	1,640 W
Power consumption	7 A
Motor power	140 W
RPM	2,800
Heating element power	1,500 W
Weight	4.45 kg
Cover thickness	1.5 mm
Drying time	38 s
Air speed	50 km/h
Air temperature (10 cm distance / 21 °C)	57 °C
Sound pressure (at 2 m)	57 dBA
Level of protection	IP21



Hand dryer with cover manufactured in high-impact ABS, with a very attractive quality-price ratio.

## JUNIORPLUS®

- » Maintenance-free thanks to its brushless motor.
- » Manual or automatic operating options.
- » Adjustable hand detection distance (M88APLUS).
- » Quiet (only 57 dBA).
- » Elegantly designed cover, manufactured in high-impact ABS.
- » The heating element and the motor have built-in safety heat limiters.
- » Very attractive quality-price ratio.





# Hand dryers

PUSH-BUTTON/SENSOR OPERATED  
**juniorplus**



## MEDIUM TRAFFIC

This mode is suitable for installation in areas with medium traffic



### COMPONENTS AND MATERIALS

#### M88PLUS · M88APLUS

##### M88PLUS · M88APLUS

One-piece cover fixed to the base by four screws.

Thermoplastic ABS base.

Thermoplastic fan wheel.

PP UL 94-V0 centrifugal single inlet fan wheel.

Class F brushless induction motor with safety thermal cut-off.

Heating element includes a safety thermal cut-off.

Zamak air outlet grille.

##### M88PLUS

- Push-buttons operate an electronic timer with a 45-second cycle.

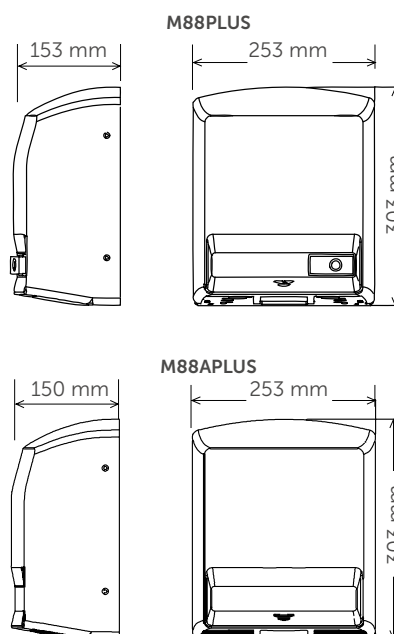
##### M88APLUS

- Electronic sensor, with infrared beam.
- Detection distance adjustable to 15–25 cm.

### TECHNICAL SPECIFICATIONS

#### M88PLUS · M88APLUS

Voltage	220-240 V
Frequency	50/60 Hz
Electrical insulation	Class II
Total power	1,640 W
Power consumption	7 A
Motor power	140 W
RPM	2,800
Heating element power	1,500 W
Weight	3 kg
Cover thickness	3 mm
Drying time	38 s
Air speed	50 km/h
Air temperature (10 cm distance / 21 °C)	57 °C
Sound pressure (at 2 m)	57 dBA
Level of protection	IP21



Compact hand dryer, strong and at a very competitive price.

## SMARTFLOW®

- » Easy cleaning and maintenance.
- » Hygienic thanks to its automatic operation that prevents contact with the machine.
- » The heating element and the motor have built-in safety heat limiters.
- » Adjustable hand detection distance.
- » Quiet (67 dBA).
- » Elegantly designed cover, manufactured in high-impact ABS.
- » Cost-effective.



# Hand dryers

SENSOR OPERATED  
smartflow®



## LOW TRAFFIC

This mode is suitable for installation in areas with low traffic



**M04A**

12 96 (C)

MATERIAL: **ABS**  
FINISH: **white**

NEW



**M04AB**

12 96 (C)


MATERIAL: **ABS**  
FINISH: **matte black**



**M04AC**

12 96 (C)

MATERIAL: **ABS**  
FINISH: **bright**



**M04ACS**

12 96 (C)

MATERIAL: **ABS**  
FINISH: **satin**

### COMPONENTS AND MATERIALS

**M04A · M04AB · M04AC · M04ACS**

One-piece cover in ABS thermoplastic, fixed to the base by two screws.

Thermoplastic base.

Class B brush motor incorporating a safety thermal cut-off.

Helical fan.

Heating element includes a safety thermal cut-off.

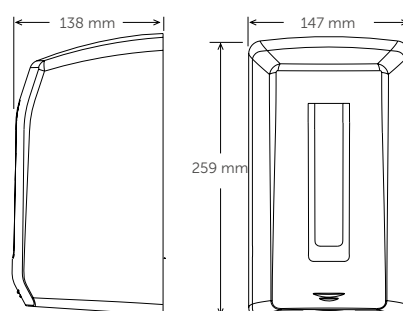
Electronic sensor, with infrared beam.

Detection distance adjustable to 15–25 cm.

### TECHNICAL SPECIFICATIONS

**M04A · M04AB · M04AC · M04ACS**





Voltage	220-240 V
Frequency	50/60 Hz
Electrical insulation	Class II
Total power	1,100 W
Power consumption	4.8 A
Motor power	150 W
RPM	15,000
Heating element power	950 W
Weight	1.2 kg
Cover thickness	3 mm
Drying time	39 s
Air speed	100 km/h
Air temperature (10 cm distance / 21 °C)	55 °C
Sound pressure (at 2 m)	67 dBA
Level of protection	IP23






# Hand dryers

TABLE

New generation hand dryers				
	Dualflow® Plus (M24)	Dualflow® Plus (M14)	Machflow® Plus	Machflow®
				
<b>Category</b>	ECO-FAST			
<b>Application</b>	HIGH TRAFFIC			
<b>Drying time</b>	8–15 s	10–15 s	8–15 s	10–15 s
<b>Voltage/Frequency</b>	100–240 V 50/60 Hz	220–240 V 50/60 Hz	100–240 V 50/60 Hz	220–240 V 50/60 Hz
<b>Electrical insulation</b>	Class I	Class I	Class I	Class I
<b>Dimensions</b>	665 x 320 x 228 mm	665 x 320 x 228 mm	330 x 213 x 170 mm	330 x 213 x 170 mm
<b>Weight</b>	8.5 kg	8.3 kg	5.5 kg	5.1 kg
<b>Total power</b>	250–1,100 W	420–1,500 W	250–1,100 W	420–1,500 W
<b>Power consumption</b>	1.3–4.8 A	3.2–6.4 A	1.3–4.8 A	3.2–6.4 A
<b>Operation</b>	Automatic	Automatic	Automatic	Automatic
<b>Cover</b>				
<b>Material</b>	ABS	ABS	1. Stainless steel 2. Steel	1. Stainless steel 2. Steel
<b>Finish</b>	White/Black/Brushed	White/Black/Brushed	1. Gloss/Satin 2. White/Black epoxy	1. Gloss/Satin 2. White/Black epoxy
<b>Thickness</b>	3 mm	3 mm	1.5 mm	1.5 mm
<b>Base</b>				
<b>Material</b>	PA6 V0	PA6 V0	PA6 + 30% GF V0	PA6 + 30% GF V0
<b>Thickness</b>	3 mm	3 mm	3 mm	3 mm
<b>Motor</b>				
<b>Type</b>	Brushless DC motor with Hall effect sensor	Universal vacuum motor with brushes	Brushless DC motor with Hall effect sensor	Universal vacuum motor with brushes
<b>Class</b>	F	F	F	F
<b>Power</b>	900 W	1,100 W	900 W	1,100 W
<b>RPM</b>	17,600–27,600 RPM	19,000–30,000 RPM	17,600–27,600 RPM	19,000–30,000 RPM
<b>Useful life of brushes</b>	> 5,000 h (motor service life)	1,500 h	> 5,000 h (motor service life)	1,500 h
<b>Protection</b>	Fuse on the printed circuit board	Fuse on the printed circuit board	Fuse on the printed circuit board	Fuse on the printed circuit board
<b>Fan</b>				
<b>Type</b>	Centrifugal, single inlet, high pressure	Centrifugal, single inlet, high pressure	Centrifugal, single inlet, high pressure	Centrifugal, single inlet, high pressure
<b>Material</b>	Aluminium	Aluminium	Aluminium	Aluminium
<b>Air speed</b>	234–410 km/h	234–410 km/h	220–340 km/h	190–480 km/h
<b>Heating element</b>				
<b>Power</b>	200 W	400 W	200 W	400 W
<b>Wire</b>	Chrome and nickel	Chrome and nickel	Chrome and nickel	Chrome and nickel
<b>Protection</b>	Safety thermal limiter	Safety thermal limiter	Safety thermal limiter	Safety thermal limiter
<b>Air temperature</b>	38 °C	40 °C	42 °C	45 °C
<b>Sound pressure</b>	62–72 dBA	62–72 dBA	67–74 dBA	67–74 dBA
<b>Protection level</b>	IPX4	IPX4	IP23	IP23
<b>Disconnection</b> (continuous use time)	30 s	30 s	30 s	60 s
<b>ADA</b>	yes	yes	with recessed kit	with recessed kit





New generation hand dryers	
Speedflow® Plus	
	
<b>Category</b>	ECO-FAST
<b>Application</b>	HIGH TRAFFIC
<b>Drying time</b>	10-12 s
<b>Voltage/Frequency</b>	220-240 V 50/60 Hz
<b>Electrical insulation</b>	Class I
<b>Dimensions</b>	270 x 290 x 100 mm
<b>Weight</b>	3.2 kg (AF model = 6.5 kg)
<b>Total power</b>	180-850 W
<b>Power consumption</b>	2.8-5 A (230 V)
<b>Operation</b>	Automatic
<b>Cover</b>	
<b>Material</b>	1. Stainless steel 2. Steel
<b>Finish</b>	1. Gloss/Satin 2. White/Black epoxy
<b>Thickness</b>	1.5 mm (AF model = 4.5 mm)
<b>Base</b>	
<b>Material</b>	Aluminium
<b>Thickness</b>	3 mm
<b>Motor</b>	
<b>Type</b>	High-pressure brushed motor
<b>Class</b>	F
<b>Power</b>	350 W
<b>RPM</b>	23,000-32,000 RPM
<b>Useful life of brushes</b>	1,000 h / 30,000 serv. (cycle = 12 s)
<b>Protection</b>	Self-resetting thermal safety cut-out (120 °C).
<b>Fan</b>	
<b>Type</b>	Centrifugal, single inlet, high pressure
<b>Material</b>	Aluminium
<b>Air speed</b>	290-400 km/h
<b>Heating element</b>	
<b>Power</b>	500 W
<b>Wire</b>	Chrome and nickel
<b>Protection</b>	Self-resetting thermal safety cut-out (150 °C).
<b>Air temperature</b>	42 °C
<b>Sound pressure</b>	57-65 dBA
<b>Protection level</b>	IP23
<b>Disconnection</b> (continuous use time)	30 s
<b>ADA</b>	yes



# Hand dryers

TABLE




	Traditional hand dryers	
	Saniflow®	Mediflow®
		
<b>Category</b>	HIGHLY DURABLE	HIGHLY DURABLE
<b>Application</b>	HIGH TRAFFIC	HIGH TRAFFIC
<b>Drying time</b>	29 s	29 s
<b>Voltage/Frequency</b>	220–240 V 50/60 Hz	220–240 V 50/60 Hz
<b>Electrical insulation</b>	Class I	Class II
<b>Dimensions</b>	245 x 276 x 214 mm 247 x 278 x 212 mm	325 x 275 x 164 mm
<b>Weight</b>	4.65/5.9 kg	4.25 kg
<b>Total power</b>	2,250 W	250–2,750 W
<b>Power consumption</b>	10 A	1.1–12 A
<b>Operation</b>	Automatic/Push-button	Automatic
<b>Cover</b>		
<b>Material</b>	1. Stainless steel 2. Steel	1. Stainless steel 2. Steel
<b>Finish</b>	1. Gloss/Satin 2. Epoxy white/black; enamel white/black; bright/satin/gold finish	1. Gloss/Satin 2. White/Black epoxy
<b>Thickness</b>	1.5 mm	1.5 mm
<b>Base</b>		
<b>Material</b>	Aluminium	PA 6 V0
<b>Thickness</b>	3 mm	3 mm
<b>Motor</b>		
<b>Type</b>	High-pressure universal brushed motor	High-pressure universal brushed motor
<b>Class</b>	F	F
<b>Power</b>	250 W	250 W
<b>RPM</b>	5,500 RPM	4,500 RPM
<b>Useful life of brushes</b>	1st set 1,500 h / 200,000 serv. 2nd set 1,500 h / 200,000 serv. (cycle = 29 s)	1st set 1,500 h / 200,000 serv. 2nd set 1,500 h / 200,000 serv. (cycle = 29 s)
<b>Protection</b>	Automatically resetting of safety thermal cut-off.	Automatically resetting of safety thermal cut-off.
<b>Fan</b>		
<b>Type</b>	Double inlet, centrifugal, asymmetrical	Double inlet, centrifugal, asymmetrical
<b>Material</b>	Aluminium	Aluminium
<b>Air speed</b>	100 km/h	110 km/h
<b>Heating element</b>		
<b>Power</b>	2,000 W	0–2,500 W
<b>Wire</b>	Chrome and nickel	Cr-Al-Fe Band
<b>Protection</b>	Safety thermal limiter	Safety thermal limiter
<b>Air temperature</b>	50 °C	50 °C
<b>Sound pressure</b>	68 dBA	65 dBA
<b>Protection level</b>	IP23	IP23
<b>Disconnection</b> (continuous use time)	E05, E88: 35 s E05A: 60 s E88A: ---	M02A: 120 s M03A: ---
<b>ADA</b>	with recessed kit	with recessed kit





# Hand dryers

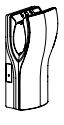
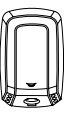


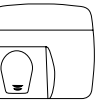



TABLE

	Medium/low traffic range		
	Optima®	JuniorPlus®	Smartflow®
			
<b>Category</b>	VALUE FOR MONEY		
<b>Application</b>	MEDIUM TRAFFIC	LOW TRAFFIC	
<b>Estimated drying time</b>	38 s	38 s	39 s
<b>Voltage/Frequency</b>	220–240 V 50/60 Hz	220–240 V 50/60 Hz	220–240 V 50/60 Hz
<b>Electrical insulation</b>	Class II	Class II	Class II
<b>Dimensions</b>	302 x 260 x 150 mm	303 x 253 x 150 mm	259 x 147 x 138 mm
<b>Weight</b>	4.45 kg	3 kg	1.2 kg
<b>Total power</b>	1,640 W	1,640 W	1,100 W
<b>Power consumption</b>	7 A	7 A	4.8 A
<b>Operation</b>	Automatic	Automatic/Push-button	Automatic
<b>Cover</b>			
<b>Material</b>	1. Stainless steel 2. Steel	ABS	ABS
<b>Finish</b>	1. Gloss/Satin 2. White/Black epoxy	White	1. White/Bright/Satin/Black
<b>Thickness</b>	1.5 mm	3 mm	3 mm
<b>Base</b>			
<b>Material</b>	ABS V0	ABS V0	PP + Talc
<b>Thickness</b>	3 mm	3 mm	3 mm
<b>Motor</b>			
<b>Type</b>	Induction	Induction	Universal brush motor
<b>Class</b>	F	F	B
<b>Power</b>	140 W	140 W	150 W
<b>RPM</b>	2,800 RPM	2,800 RPM	15,000 RPM
<b>Useful life of brushes</b>	---	---	1,000 h / 100,000 serv., cycle = 39 s
<b>Protection</b>	Automatically resetting of safety thermal cut-off.	Automatically resetting of safety thermal cut-off.	Automatically resetting of safety thermal cut-off.
<b>Fan</b>			
<b>Type</b>	Centrifugal single inlet	Centrifugal single inlet	Helical
<b>Material</b>	PP V0	PP V0	PP V0
<b>Air speed</b>	50 km/h	50 km/h	100 km/h
<b>Heating element</b>			
<b>Power</b>	1,500 W	1,500 W	950 W
<b>Wire</b>	Chrome and nickel	Chrome and nickel	Chrome and nickel
<b>Protection</b>	Safety thermal limiter	Safety thermal limiter	Safety thermal limiter
<b>Air temperature</b>	57 °C	57 °C	55 °C
<b>Sound pressure</b>	57 dBA	57 dBA	67 dBA
<b>Protection level</b>	IP21	IP21	IP23
<b>Disconnection (continuous use time)</b>	60 s	M88PLUS: 45 s M88APLUS: 60 s	60 s
<b>ADA</b>	---	---	---



# Hand dryers

TABLE

	MODEL	OPERATION		MATERIAL/FINISH							
		manual	sensor operated	white epoxy steel	black epoxy steel	bright-finish AISI 304 stainless steel	satin-finish AISI 304 stainless steel	steel with white enamelled coating	steel with black enamelled coating	bright chromed steel	satin finish steel
	dualflow plus										
	M24A		•								
	M24AB		•								
	M24ACS		•								
	M14A		•								
	M14AB		•								
M14ACS		•									
	machflow plus / machflow										
	M19A		•	•							
	M19AB		•		•						
	M19AC		•			•					
	M19ACS		•				•				
	M09A		•	•							
	M09AB		•		•						
	M09AC		•			•					
M09ACS		•				•					
	speedflow plus / speedflow										
	M17A		•	•							
	M17AB		•		•						
	M17AC		•			•					
	M17ACS		•				•				
	saniflow										
	E05	•		•							
	E05B	•			•						
	E05C	•				•					
	E05CS	•					•				
	E88	•						•			
	E88B	•							•		
	E88C	•								•	
	E88CS	•									•
	E88O	•									•
	E885	•									
	E05A		•	•							
	E05AB		•		•						
	E05AC		•			•					
	E05ACS		•				•				
E88A		•					•				
E88AB		•						•			
E88AC		•							•		
E88ACS		•								•	
E88AO		•								•	
E85A		•									
	mediflow										
	M02A		•	•							
	M02AB		•		•						
	M02AC		•			•					
	M02ACS		•				•				
	M03A		•	•							
	M03AB		•		•						
	M03AC		•			•					
M03ACS		•				•					
	optima										
	M99A		•	•							
	M99AB		•		•						
	M99AC		•			•					
	M99ACS		•				•				
	juniorplus										
	M88APLUS		•								
	M88PLUS	•									
	smartflow										
	M04A		•								
	M04AB		•								
	M04AC		•								
	M04ACS		•								

# Hand dryers

TABLE

gold-plated steel	white enamelled cast iron	white ABS	black ABS	bright grey ABS	satin grey ABS	Ioniser	HEPA filter	Waste pipe	ADJUSTABLE POWER	MOTOR			TRAFFIC			MODEL
										induction	brushed	brushless	HIGH	MEDIUM	LOW	
<b>dualflow plus</b>																
		●				☆	●	☆	●			●	●			M24A
			●			☆	●	☆	●			●	●			M24AB
					●	☆	●	☆	●			●	●			M24CS
		●				☆	●	☆	●		●	●	●			M14A
			●			☆	●	☆	●			●	●			M14AB
					●	☆	●	☆	●			●	●			M14CS
<b>machflow plus / machflow</b>																
						☆	●		●			●	●			M19A
						☆	●		●			●	●			M19AB
						☆	●		●			●	●			M19AC
						☆	●		●		●	●	●			M19ACS
						☆	●		●		●	●	●			M09A
						☆	●		●		●	●	●			M09AB
						☆	●		●		●	●	●			M09AC
						☆	●		●		●	●	●			M09ACS
<b>speedflow plus / speedflow</b>																
						☆	●		●		●	●	●			M17A
						☆	●		●		●	●	●			M17AB
						☆	●		●		●	●	●			M17AC
						☆	●		●		●	●	●			M17ACS
<b>saniflow</b>																
											●	●	●			E05
											●	●	●			E05B
											●	●	●			E05C
											●	●	●			E05CS
											●	●	●			E88
											●	●	●			E88B
											●	●	●			E88C
											●	●	●			E88CS
●											●	●	●			E88O
	●										●	●	●			E885
											●	●	●			E05A
											●	●	●			E05AB
											●	●	●			E05AC
											●	●	●			E05ACS
											●	●	●			E88A
											●	●	●			E88AB
											●	●	●			E88AC
											●	●	●			E88ACS
●											●	●	●			E88AO
	●										●	●	●			E85A
<b>mediflow</b>																
											●	●	●			M02A
											●	●	●			M02AB
											●	●	●			M02AC
											●	●	●			M02ACS
											●	●	●			M03A
											●	●	●			M03AB
											●	●	●			M03AC
											●	●	●			M03ACS
<b>optima</b>																
										●			●			M99A
										●			●			M99AB
										●			●			M99AC
										●			●			M99ACS
<b>juniorplus</b>																
		●								●			●			M88APLUS
		●								●			●			M88PLUS
<b>smartflow</b>																
		●								●					●	M04A
			●							●					●	M04AB
				●						●					●	M04AC
					●					●					●	M04ACS

☆ Optional






# 02



Change the way  
you wash and  
dry your hands

**HAND WASHING AND  
DRYING UNITS**



All-in-One hand washing and drying units integrated into the washbasin itself, providing an enjoyable hand hygiene experience.

## HAND WASHING AND DRYING UNITS

- » The All-in-One hand washing and drying units feature an automatic soap dispenser, water tap and hand dryer in the same washbasin so you don't have to move around in the bathroom.
- » Designed with aesthetics and performance in mind, our All-in-One hand washing and drying units offer pure elegance and efficiency. Their smart design, with clean lines and elegant curves, and their great functionality, break all current design and functional conventions.
- » The All-in-One system eliminates the need to move around to wash and dry hands in the bathroom, prevents water accumulation on the floor, saves space and reduces the time needed to wash and dry hands.
- » Installed either on the wall or on the washbasin itself, the All-in-One system can be supplied as a set or individually as stand-alone products.
- » The design, aesthetics and functionality of the All-in-One system allows designers to create minimalist, functional and safe spaces.



# Hand washing and drying units

MEDICLINICS ALL-IN-ONE

HAND DRYER + SOAP DISPENSER AND WATER TAP

**NEW**



**M092A**  
Hand dryer with sensor

MATERIAL: **chrome-plated brass**  
FINISH: **bright**

**AVAILABLE IN OTHER FINISHES. REQUEST US!**

**NEW**



**GAJ002AC**  
Water tap and soap dispenser with sensor

MATERIAL: **chrome-plated brass**  
FINISH: **bright**

**AVAILABLE IN OTHER FINISHES. REQUEST US!**

CODE OF THE COMPLETE SET: UCM092A

## COMPONENTS AND MATERIALS

### M092A · GAJ002AC

Hand dryer and water tap + soap dispenser, both made of chrome-plated brass.

An IR sensor allows touch-free operation.

Effective sensor detection range of 5-25 cm.

#### M092A

- High-speed automatic hand dryer for worktop mounting, with the hand dryer unit concealed under the worktop or behind the wall.
- Equipped with HEPA filter media that removes most of the particulate matter present in the air.
- Its class F high-pressure brushed motor, with adjustable power, provides a maximum air output speed of 400 km/h.
- Dries hands in 10–15 seconds.
- 400 W heating element with "On/Off" switch.
- One hand dryer per tap.

#### GAJ002AC

- Automatic water tap and soap dispenser for worktop mounting.
- The soap dispenser reservoir and mechanism can be concealed under the worktop or behind the wall.
- The soap dispenser is fitted with an anti-drip valve.
- Adjustable soap application between 0.5 ml and 2 ml (0.5-1.0-1.5-2.0 ml) to reduce soap wastage.
- Can be connected to mains power or batteries (not included).

## TECHNICAL SPECIFICATIONS

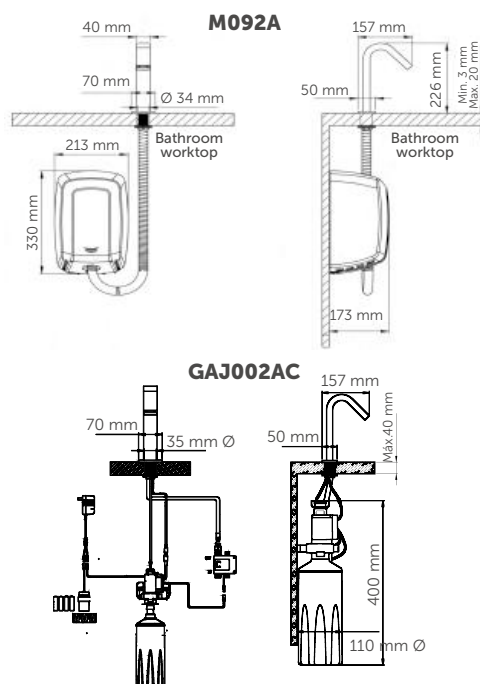
### M092A · GAJ002AC

#### M092A

Voltage / Frequency	220-240 V 59-60 Hz
Total power	420–1,500 W
Power consumption	3.2–6.4 A
Heating element power	400 or 0 W (Heating element ON/OFF)
Drying time	10–15 s
Air speed	190-400 km/h
Sound pressure (at 2 m)	67-72 dBA
Level of protection	IP23

#### GAJ002AC

Water inlet pressure	0.5–0.8 bar
Soap reservoir capacity	1.5 l
Quantity dispensed per pump	0.5–2.0 ml
Suitable soaps	Soaps with a viscosity of 100–3,500 cP and a neutral pH





# Hand washing and drying units

MEDICLINICS ALL-IN-ONE

HAND DRYER +  
SOAP DISPENSER +  
WATER TAP

**NEW**




**M093A**  
Hand dryer with sensor

MATERIAL: AISI 304 stainless steel  
FINISH: bright

AVAILABLE IN OTHER FINISHES.  
REQUEST US!

**NEW**




**DJ003AC**  
Soap dispenser with sensor

MATERIAL: chrome-plated brass  
FINISH: bright

AVAILABLE IN OTHER FINISHES.  
REQUEST US!

**NEW**



**GA003AC**  
Tap with sensor

MATERIAL: chrome-plated brass  
FINISH: bright

AVAILABLE IN OTHER FINISHES.  
REQUEST US!

CODE OF THE COMPLETE SET: UCM093A



## COMPONENTS AND MATERIALS M093A · DJ003AC · GA003AC

Sensor-activated hand dryer + electronic tap + electronic soap dispenser, made of chrome-plated brass and stainless steel, with bright finish and designed for wall mounting.

The hand dryer, water tap and soap dispenser are designed to work together as a hygienic and efficient non-contact system.

### M093A

- High-speed automatic hand dryer tap for wall mounting.
- Dries hands in 10-15 seconds with a pleasantly warm airflow.
- Equipped with HEPA filter media that removes most of the particulate matter present in the air.
- Class F high-pressure brushed motor, with adjustable power, providing a maximum air output of 400 km/h.
- 400 W heating element with "On/Off" switch
- One hand dryer per tap.

### DJ003AC

- Automatic soap dispenser tap for wall mounting.
- Adjustable soap application between 0.5 ml and 2 ml (0.5-1.0-1.5-2.0 ml) to reduce soap wastage.
- Can be connected to mains power or batteries (not included).

### GA003AC

- Infrared automatic washbasin tap for wall mounting. This solution saves water and allows rational and intelligent use of water resources.
- Touchless operation makes this water tap a hygienic and easy-to-clean option, suitable for any environment.
- Effective sensor detection range of 5-25 cm.

## TECHNICAL SPECIFICATIONS M093A · DJ003AC · GA003AC

### M093A

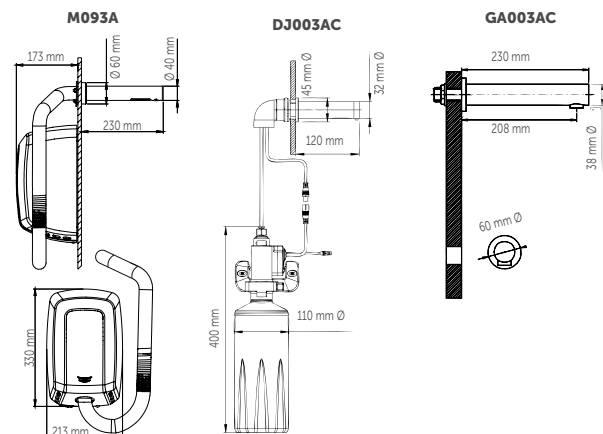
Voltage / Frequency	220-240 V 59-60 Hz
Total power	420-1,500 W
Power consumption	3.2-6.4 A
Heating element power	400 or 0 W (Heating element ON/OFF)
Drying time	10-15 s
Air speed	190-400 km/h
Sound pressure (at 2 m)	67-72 dBA
Level of protection	IP23

### DJ003AC

Soap reservoir capacity	1.5 l
Quantity dispensed per pump	0.5-2 ml
Suitable soaps	Soaps with a viscosity of 100-3,500 cP and a neutral pH

### GA003AC

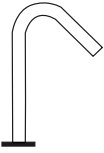

Voltage (transformer)	220-240V-50/60Hz
Water inlet pressure	0.5-8 bar
Water flow (at 3 bar)	5.0 l/min
Detection range	5-25 cm
Safety cut-out	60




# Hand washing and drying units

MEDICLINICS ALL-IN-ONE

HAND DRYER +  
SOAP DISPENSER +  
WATER TAP

		BASIN MATERIAL		COMPONENTS OF THE UNIT		SOAP DISPENSER CAPACITY
	MODEL	AISI 304 stainless steel / satin finish	Chrome-plated brass	Machflow® hand dryer	Automatic soap dispenser	1.5 l
	UCM092		•	•	•	•
	UCM093A	•*	•	•	•	•

\* HAND DRYER TAP M093A.



03

Let your  
hair down and  
enjoy life

**HAIR DRYERS**







Public-use hair dryers, specially designed for facilities with high traffic, and individual use hair dryers.

## HAIR DRYERS

- » Large variety of hair dryers with different designs, finishes and performance.
- » The public-use hair dryers are robust, reliable and specially designed to work in areas with high or very high traffic, such as sports facilities, swimming pools, children's leisure areas, campsites, etc. They are equipped with all the relevant security and anti-vandalism features to enable them to operate in these environments without any problems.
- » The individual-use hair dryers are quiet, with a powerful flow of air and a long useful life. These models are compact and balanced thanks to their lightweight DC motors. Designed for use in hotel rooms, hospitals, care homes, etc., these hair dryers have a speed regulator that allows the most suitable drying function to be selected at any given moment.



# Hair dryers

PUBLIC USE /  
AUTOMATIC OPERATION



**SC0009**

 1
 32 (B)

MATERIAL: **AISI 304 stainless steel**  
FINISH: **white epoxy**



**SC0009CS**

 1
 32 (B)

MATERIAL: **AISI 304 stainless steel**  
FINISH: **satın**

## COMPONENTS AND MATERIALS SC0009 · SC0009CS

One-piece, weld-free AISI 304 stainless steel cover.

Class F high pressure Universal brush motor.

Adjustable motor power, allowing the electrical consumption to be adjusted. The hair dryer is automatically activated when the hand piece is unhooked.

Heating element protected by a thermal cut-off that resets automatically and has a manual on/off switch.

Inner components made of PA6 V0 flame retardant plastic.

Extendable white polyurethane tube.

Part connecting the dryer to the pipe made of PBT thermoplastic.

Hand piece and holder made of ABS.

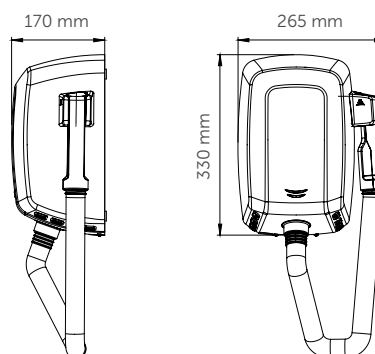
The base includes four silentblocks to damp mechanical vibrations.

Automatic disconnection system after 60 seconds of continuous use.

A quick installation/removal system is optionally available for the hair dryer ("Plug-in" kit code KT009).

## TECHNICAL SPECIFICATIONS SC0009 · SC0009CS

Voltage	220–240 V
Frequency	50–60 Hz
Insulation	Class I
Total power	200–1,000 W
Power consumption	2.4–5.2 A
Motor power	200–400 W
rpm	14,000–19,000
Heating element power	600–0 W (ON/OFF switch)
Weight	5.6 kg
Air speed	150–230 km/h
Air temp. (10 cm distance / 25 °C)	37 °C - 44 °C
Sound pressure (at 2 m)	65–73 dBA
Tube length	800–2,000 mm
IP rating	IP23



# Hair dryers

PUBLIC USE /  
MANUAL OPERATION



**SC0088H**  

MATERIAL: **steel**  
FINISH: **enamel white vitreous**



**SC0088HCS**  

MATERIAL: **steel**  
FINISH: **satin chromed**



**SC1088HT**  

MATERIAL: **steel**  
FINISH: **white vitreous enamel**



**SC1088HTCS**  

MATERIAL: **steel**  
FINISH: **satin chromed**

These references are also available with a white cast iron cover: SC0085H · SC1085HT

## COMPONENTS AND MATERIALS

### SC0088H · SC0088HCS · SC1088HT · SC1088HTCS

Cover fixed to the base plate with two vandal-proof lock screws and a lock with special Saniflow® key.

Class F universal motor incorporates a safety thermal cut-off.

3 mm thick aluminium base.

Fan wheel cover made of fireproof plastic UL 94-VO.

Aluminium centrifugal turbine with double symmetric aluminium inlet.

Heating element protected by a safety thermal cut-off.

Chrome-plated zamak nozzle.

Chrome-plated zamak button that activates an electro-mechanical timer, 90 sec. cycle.

### SC0088H · SC0088HCS

- 360° rotating nozzle.

### SC1088HT · SC1088HTCS

- Extendable white polyurethane tube.
- Air outlet made of PBT thermoplastic.

## TECHNICAL SPECIFICATIONS

### SC0088H · SC0088HCS · SC1088HT · SC1088HTCS

Voltage	220–240 V
Frequency	50 / 60 Hz
Insulation	Class I
Motor power	250 W
rpm	5,500
Cover thickness	1.5 mm
Sound pressure (at 2 m)	70 dBA

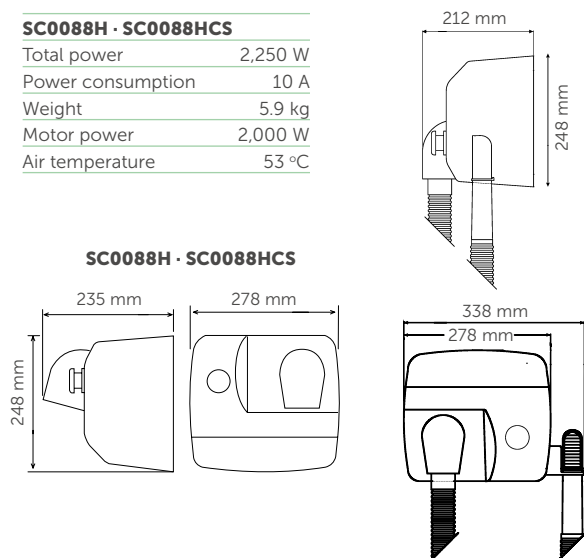
### SC0088H · SC0088HCS

Total power	2,250 W
Power consumption	10 A
Weight	5.9 kg
Motor power	2,000 W
Air temperature	53 °C

### SC1088HT · SC1088HTCS

Total power	1,000 W
Power consumption	4.5 A
Motor power	750 W
Air temperature	40 °C

### SC1088HT · SC1088HTCS



# Hair dryers

INDIVIDUAL USE /  
AUTOMATIC OPERATION



**SC0004**  

MATERIAL: **ABS**  
FINISH: **white**



**SC0087**  

MATERIAL: **polycarbonate**  
FINISH: **white**



**SC0088**  
Shaver socket  

MATERIAL: **polycarbonate**  
FINISH: **white**

## COMPONENTS AND MATERIALS

**SC0004 · SC0087 · SC0088**

Heating element includes a safety thermal cut-off.

Automatic operation when the hand piece is unhooked.

ABS thermoplastic hand piece, white. With heat-resistant internal reinforcement, there is no danger if the hand piece falls into the water.

### SC0004

- ABS thermoplastic cover.
- Class B brushed motor incorporates a safety thermal cut-off.
- Helical fan wheel, made of PP.
- Extendable white polyurethane tube attached to rotating bushings that prevent it from rolling up on itself.

### SC0087 · SC0088

- Weld-free, self-extinguishing polycarbonate cover.
- DC motor with a safety thermal cut-off.
- Axial fan, thermoplastic.
- Heating element includes a safety thermal cut-off.
- Extendable white polyurethane tube.
- Three-position speed selector.

### SC0008

- 2 shaver sockets for 115 or 220 V.

## TECHNICAL SPECIFICATIONS

**SC0004 · SC0087 · SC0088**

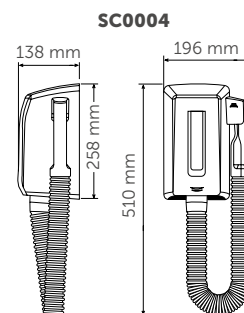
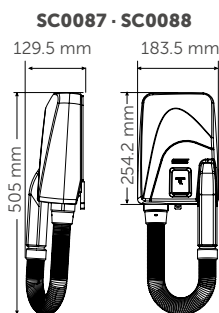
Voltage	220–240 V
Frequency	50 / 60 Hz
Electrical insulation	Class II
Air temperature (10 cm distance / 21 °C)	50 °C
Installation height	1,300–1,500 mm

### SC0087 · SC0088

Total power	600–1,100 W
Power consumption	2.6 A - 5.2 A
Motor Power	60 W
rpm	4,000–5,000
Cover thickness	1.5 mm
Air speed	55 km/h
Sound pressure (at 2m)	68 dBA
IP rating	IP20
Tube length	550–1,800 mm

### SC0004

Total power	850 W
Consumption	3 A
Motor Power	150 W
rpm	15,000
Heating element power	700 W
Cover thickness	3 mm
Air speed	79 km/h
Sound pressure (at 2 m)	69 dBA
IP rating	IP23
Tube length	800–2,000 mm





# Hair dryers

INDIVIDUAL USE /  
MANUAL OPERATION



Exclusive wall-mounted hair dryers for individual use, with an elegant, functional and robust design, which fit perfectly in any hotel, hospital or care home bathroom.

## COMPONENTS AND MATERIALS

**SC0010 · SC0010CS · SC0020 · SC0020CS**

Dryer with disconnect switch.

ABS wall bracket.

Two-position speed selector.

Motor with a safety thermal cut-off.

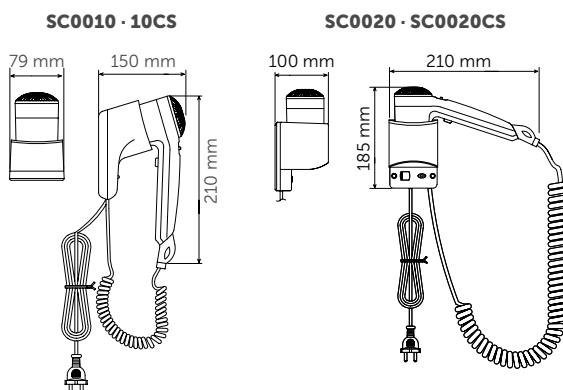
Polycarbonate fan.

1,000 mm cable with plug.

## TECHNICAL SPECIFICATIONS

**SC0010 · SC0010CS · SC0020 · SC0020CS**

Voltage	220–240 V
Frequency	50 / 60 Hz
Insulation	Class II
Total power	540–1,240 W
Power consumption	2.7–4.9 A
Motor power	40 W
rpm	11,000–13,000
Heating element power	1,200 W
Weight	0.7 kg
Air speed	54 km/h
Air temp. (10 cm distance / 21 °C)	61 °C
Sound pressure (at 2 m)	60 dBA
Cable length	610–1,800 mm
Installation height	1,300–1,500 mm



# Hair dryers

INDIVIDUAL USE /  
MANUAL OPERATION



**SC0030**  
Shaver socket

12 192 (E)

MATERIAL: **ABS**  
FINISH: **white**

shaver socket



**SC0030CS**  
Shaver socket

12 192 (E)

MATERIAL: **ABS**  
FINISH: **black**

shaver socket



**SC0040**

1800 W

12 192 (E)

MATERIAL: **ABS**  
FINISH: **white**

Exclusive wall-mounted hair dryers for individual use, with an elegant, functional and robust design, which fit perfectly in any hotel, hospital or care home bathroom.

## COMPONENTS AND MATERIALS

**SC0030 · SC0030CS · SC0040**

Dryer with disconnect switch.

ABS wall bracket.

Two-position speed selector.

Motor with a safety thermal cut-off.

Polycarbonate fan.

### SC0030 · SC0030CS

- 2 shaver sockets for 115 or 220 V.

## TECHNICAL SPECIFICATIONS

**SC0030 · SC0030CS · SC0040**

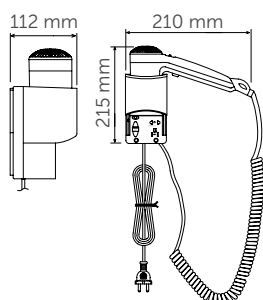
### SC0030 · SC0030S

Voltage	220–240 W
Frequency	50 / 60 Hz
Electrical insulation	Class II
Total power	540–1,240 W
Consumption	2.7–4.9 A
Motor Power	40 W
rpm	11,000–13,000
Heating element power	1,200 W
Weight	1.3 kg
Air speed	54 km/h
Air temp. (d=10 cm and room temp.= 21 °C)	61 °C
Sound pressure (at 2 m)	60 dBA
Cable length	610–1,800 mm
Installation height	1,300–1,500 mm

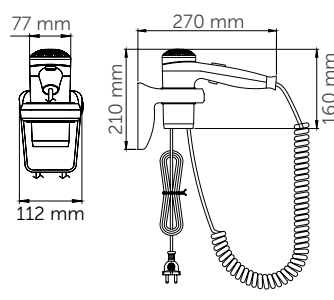
### SC0040

Voltage	220–240 W
Frequency	50 / 60 Hz
Electrical insulation	Class II
Total power	200–1,800 W
Consumption	0.9–7 A
Motor Power	170 W
rpm	9,000–18,000
Heating element power	1,600 W
Weight	0.8 kg
Air speed	60 km/h
Air temp. (d=10 cm and room temp.= 21 °C)	63 °C
Sound pressure (at 2 m)	68 dBA
IP rating	IP20
Cable length	610–1,800 mm
Installation height	1,300–1,500 mm

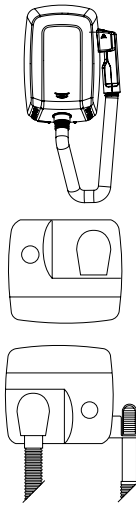
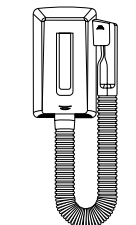
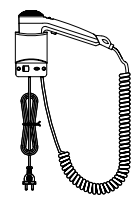
### SC0030 · SC0030CS



### SC0040



## HAIR DRYERS: TABLE

	MODEL	USAGE		OPERATION		MATERIAL / FINISH						
		Communal	Individual	Manual	Automatic	White vitreous enameled steel	Satin finish steel	White epoxy stainless steel	Satin stainless steel	White polycarbonate	white ABS	black ABS
	SC0009	●			●			●				
	SC0009CS	●			●				●			
	SC0088H	●		●		●						
	SC0088HCS	●		●			●					
	SC1088HT	●		●		●						
	SC1088HTCS	●		●			●					
	SC0004		●		●						●	
	SC0087		●		●					●		
	SC0088		●		●					●		
	SC0010		●	●							●	
	SC0010CS		●	●								●
	SC0020		●	●							●	
	SC0020CS		●	●								●
	SC0030		●	●							●	
	SC0030CS		●	●								●
	SC0040		●	●							●	

## HAIR DRYERS: TABLE

SPEED SELECTOR	CYCLE TIME	ADDITIONAL SAFETY COMPONENTS	SHAVER SOCKET	SUITABLE FOR			MODEL
	90"			Gyms and sports centres	Hospitals and health centres	Hotels and other accommodation	
		●		●	●	●	SC0009
		●		●			SC0009CS
	●	●		●			SC0088H
	●	●		●			SC0088HCS
	●	●		●			SC1088HT
	●	●		●			SC1088HTCS
		●			●	●	SC0004
●		●			●	●	SC0087
●		●	●		●	●	SC0088
●		●			●	●	SC0010
●		●			●	●	SC0010CS
●		●			●	●	SC0020
●		●			●	●	SC0020CS
●		●	●		●	●	SC0030
●		●	●		●	●	SC0030CS
●		●			●	●	SC0040







Extensive range of  
easy-to-maintain soap dispensers.

## SOAP DISPENSERS

- » Large selection of soap dispensers manufactured in various materials (stainless steel, plastic, etc.), different finishes (white, black, brushed, bright, etc.), different capacities (from 0.3 to 3 l) and different operating methods (automatic, push-button, lever, etc.) for wall installation or recessed in the worktop.
- » Suitable for various types of soap (liquid, foam, spray), depending on the model.
- » Refillable soap reservoirs.
- » Exterior sight glass for soap level.
- » Lock with special key for protection against vandals.

# Soap dispensers

SURFACE / AUTOMATIC

**AUTOMATIC**

**TRANSFORMER KIT OPTION,  
(REF. KA0090) FOR DIRECT CONNECTION  
TO THE POWER SUPPLY**

**NEW**



**DJ0037A**  
Liquid soap 

**DJF0038A**  
Foam 

**DJS0039A**  
Spray 

CAPACITY: **1 l**  
MATERIAL: **AISI 304 st. steel**  
FINISH: **white epoxy**

**PP INTERNAL RESERVOIR**

**NEW**



**DJ0037AB**  
Liquid soap 

**DJF0038AB**  
Foam 

**DJS0039AB**  
Spray 

CAPACITY: **1 l**  
MATERIAL: **AISI 304 st. steel**  
FINISH: **matte black epoxy**

**PP INTERNAL RESERVOIR**

**NEW**



**DJ0037AC**  
Liquid soap 

**DJF0038AC**  
Foam 

**DJS0039AC**  
Spray 

CAPACITY: **1 l**  
MATERIAL: **AISI 304 st. steel**  
FINISH: **bright**

**PP INTERNAL RESERVOIR**

**NEW**



**DJ0037ACS**  
Liquid soap 

**DJF0038ACS**  
Foam 

**DJS0039ACS**  
Spray 

CAPACITY: **1 l**  
MATERIAL: **AISI 304 st. steel**  
FINISH: **satın**

**PP INTERNAL RESERVOIR**

The automatic "touchless" operation reduces the risk of spreading germs and cross-contamination during the hand washing process, as there is no need for the user to touch the soap dispenser. This prevents the transmission of contagious diseases and thus contributes to improving people's health and well-being.

The liquid soap dispenser can be converted to foam or spray soap.

## COMPONENTS AND MATERIALS

### DJ0037A/B/C/CS · DJF0038A/B/C/CS · DJ0039A/B/C/CS

- Vandal-proof cover with lock.
- Content level sight glass on front.
- Corrosion resistant anti-drip valve.
- Easily removable and refillable tank.
- Top opening with security lock.
- Operates on 6 AA alkaline batteries (not included). Up to 20,000 doses per set of batteries.
- Electrically safe product, CE certified.**

### OPTIONAL:

REF. KA0090  REF. KA0090- TYPE A  REF. KA0090- TYPE G 

- 9 V AC Power Adapter, which allows direct connection of the dispenser to the mains socket, facilitating uninterrupted operation. (see page 96).

Mediclinics cannot be held responsible for any malfunction of the product due to the use of a transformer other than the original one, thus resulting in problems with the product.

## TECHNICAL SPECIFICATIONS

### DJ0037A/B/C/CS · DJF0038A/B/C/CS · DJ0039A/B/C/CS

Stainless steel thickness	0.8 mm
Weight (empty)	1.25 kg
Recommended installation height	25 - 30 cm from worktop

### DJ0037A · DJ0037AB · DJ0037AC DJ0037ACS LIQUID SOAP

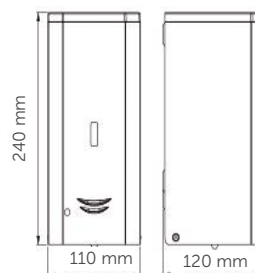
Quantity dispensed 1.5 ml

### DJF0038A · DJF0038AB · DJF0038AC DJS0038ACS FOAM SOAP

Quantity dispensed 1 ml

### DJS0039A · DJS0039AB · DJS0039AC DJS0039ACS SPRAY SOAP

Quantity dispensed 0.16 ml



### REFILLABLE TANK



### NEW

**CHART TABLE  
AC POWER  
ADAPTER  
SEE NEXT PAGE**



### NEW

**HGPT0070B  
OPTIONAL  
ANTI-DRIP  
TRAY HOLDER**



SEE NEXT PAGE FOR ACCEPTED SOAPS.



# Soap dispensers

SURFACE / AUTOMATIC

## AUTOMATIC

**NEW**



**DJ0037A-TRAFO**  
Liquid soap  
**DJF0038A-TRAFO**  
Foam  
**DJS0039A-TRAFO**  
Spray

CAPACITY: 1 l  
MATERIAL: AISI 304 st. steel  
FINISH: white epoxy

PP INTERNAL RESERVOIR

**NEW**



**DJ0037AB-TRAFO**  
Liquid soap  
**DJF0038AB-TRAFO**  
Foam  
**DJS0039AB-TRAFO**  
Spray

CAPACITY: 1 l  
MATERIAL: AISI 304 st. steel  
FINISH: matte black epoxy

PP INTERNAL RESERVOIR

**NEW**



**DJ0037AC-TRAFO**  
Liquid soap  
**DJF0038AC-TRAFO**  
Foam  
**DJS0039AC-TRAFO**  
Spray

CAPACITY: 1 l  
MATERIAL: AISI 304 st. steel  
FINISH: bright

PP INTERNAL RESERVOIR

**NEW**



**DJ0037ACS-TRAFO**  
Liquid soap  
**DJF0038ACS-TRAFO**  
Foam  
**DJS0039ACS-TRAFO**  
Spray

CAPACITY: 1 l  
MATERIAL: AISI 304 st. steel  
FINISH: satin

PP INTERNAL RESERVOIR

The automatic "touchless" operation reduces the risk of spreading germs and cross-contamination during the hand washing process, as there is no need for the user to touch the soap dispenser. This prevents the transmission of contagious diseases and thus contributes to improving people's health and well-being.

The liquid soap dispenser can be converted to foam or spray soap.



Make sure you pick the right plug type used in your country.

TYPE PLUG		

AC POWER ADAPTER REFERENCES


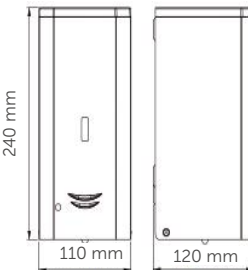
Adapter length L= 1m	KA0090	KA0090-TYPEA	KA0090-TYPE G
Adapter length L= 2m	KA0090B-2M	KA0090B-A-2M	KA0090B-G-2M
Adapter length L= 5m	KA0090-5M	KA0090-A-5M	KA0090-G-5M

Example: DJ0037AB - KA0090-TYPEA

**NEW**  
**HGPT0070B**  
OPTIONAL  
ANTI-DRIP  
TRAY HOLDER



REFILLABLE TANK

### ACCEPTED SOAPS

**DJ0037A · DJ0037AB · DJ0037AC · DJ0037ACS**  
**DJ0037A · DJ0037AB · DJ0037AC · DJ0037ACS - TRAFO**

Compatible with liquid soap or sanitizer gel with the following characteristics:

Maximum alcohol content of 80 %.

Density between 0.9 and 1.35 kg/dm<sup>3</sup>.

Viscosity between 500 and 2,500 cps.

**Not compatible with soaps/hand sanitizer gels that contain methanol, chlorine, or solid or abrasive particles.**

**DJF0038A · DJF0038AB · DJF0038AC**  
**DJF0038ACS · DJF0087A · DJF0038AB**  
**DJF0038AC · DJF0038ACS-TRAFO**

Compatible with the use of products that are specifically for foam, with the following characteristics:

Maximum alcohol content of 80 %.

Density between 0.95 and 1.05 kg/dm<sup>3</sup>.

**Not compatible with products that contain methanol, chlorine, or solid or abrasive particles.**

**DJS0039A · DJS0039AB · DJS0039AC**  
**DJS0039ACS · DJS0039A · DJS0039AB**  
**DJS0039AC · DJS0039ACS - TRAFO**

Compatible with hand sanitizers in spray form with the following characteristics:

Maximum alcohol content of 85 %.

Density < 0.8 kg/dm<sup>3</sup>.

Use products that are specifically for spray.

**Not compatible with disinfectant liquids that contain methanol, chlorine, or solid or abrasive particles.**

FOR COMPONENTS, MATERIALS AND FEATURES, SEE PREVIOUS PAGE.

# Soap dispensers

SURFACE / AUTOMATIC

## AUTOMATIC - BEHIND THE MIRROR

**NEW**



**DJM0037A-TRAFO**  
Liquid soap

**DJFM0038A-TRAFO**  
Foam

**DJSM0039A-TRAFO**  
Spray

CAPACITY: **1 l**  
MATERIAL: **AISI 304 st. steel**  
FINISH: **Grey**

**MORE INFO: PAG.45**

**NEW**



**DJM0037A**  
Liquid soap

**DJFM0038A**  
Foam

**DJSM0039A**  
Spray

CAPACITY: **1 l**  
MATERIAL: **AISI 304 st. steel**  
FINISH: **Grey**

**MORE INFO: PAG.45**

### REFILLABLE TANK



### COMPONENTS AND MATERIALS

**DJM0037A · DJFM0038A · DJSM0039A**  
**DJM0037A-TRAFO · DJFM0038A-TRAFO**  
**DJSM0039A-TRAFO**

Infrared automatic operation.

Designed to be fitted behind the mirror.

0.8 mm thick AISI 304 stainless steel rear panel.

Easily removable and refillable tank

#### DJM0037A · DJFM0038A · DJSM0039A

- Operates on 6 AA batteries (not included) or with AC adapter (optional).

#### DJM0037A TRAFO · DJFM0038A TRAFO · DJSM0039A TRAFO

- Operates with AC adapter or 6AA batteries (not included).



#### TYPE PLUG



#### AC POWER ADAPTER REFERENCES

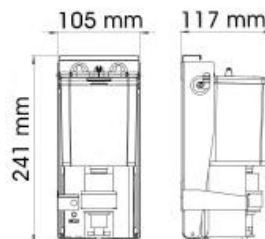
Adapter length L= 1m	KA0090	KA0090-TYPEA	KA0090-TYPE G
Adapter length L= 2m	KA0090B-2M	KA0090B-A-2M	KA0090B-G-2M
Adapter length L= 5m	KA0090-5M	KA0090-A-5M	KA0090-G-5M
Example: DJ0037AB - KA0090 - TYPE A			

### TECHNICAL SPECIFICATIONS

**DJM0037A · DJFM0038A · DJSM0039A**  
**DJM0037A-TRAFO · DJFM0038A-TRAFO**  
**DJSM0039A-TRAFO**

Weight (empty)	0.64 kg
Quantity dispensed / press (DJM0037A)	1.5 ml
Quantity dispensed / press (DJFM0038A)	1 ml
Quantity dispensed / press (DJSM0039A)	0.16 ml

#### DJM0037A · DJFM0038A · DJSM0039A · DJM0037A-TRAFO DJFM0038A-TRAFO · DJSM0039A-TRAFO



# Soap dispensers

SURFACE - RECESSED /  
AUTOMATIC OPERATION

NEW

DJ0050A



CAPACITY: **1.2 l**  
MATERIAL: **ABS**  
FINISH: **white**

DJ0160AS



CAPACITY: **0.8 l**  
MATERIAL: **aluminium / ABS**  
FINISH: **chrome /black**

DJ0252AC



**KA0252**  
Optional  
Power adapter

CAPACITY: **1.6 l**  
MATERIAL: **chrome-plated brass**  
FINISH: **bright**

## COMPONENTS AND MATERIALS DJ0050A · DJ0160AS · DJ0252AC

### DJ0050A

- High-impact ABS body.
- Automatic operation.
- Content level sight glass on front.
- Operates on 4 AA batteries (not included).
- Compatible with soaps with a viscosity of 2,000 and 3,500 cps.

### DJ0160AS

- Black ABS body with grey aluminium front.
- Infrared automatic operation.
- The LED indicator flashes when the batteries need to be replaced.
- Content level sight glass on front.
- Security lock.
- Plastic inner reservoir.
- Up to 17,000 operating cycles.
- Operates on 6 AA alkaline batteries (not included).
- Compatible with soaps with a viscosity of 500 and 2,500 cps.

### DJ0252AC

- Automatic soap dispenser to be inset in the worktop.
- The dispenser can be installed either on the left or on the right side of the worktop.
- Operates on four type-D 1.5 V alkaline batteries, not included.
- Compatible with soaps that have a viscosity of 2,000-3,500 cP and a neutral pH.
- A power adaptor is optionally available: KA0252.

**Mediclinics cannot be held responsible for any malfunction of the product due to the use of a transformer other than the original one.**

## DJ0050A · DJ0160AS · DJ0252AC

It is recommended to use liquid soap or disinfectant soap in gel form with the following characteristics:

- Maximum alcohol content of 80 %.
- Density between 0.9 and 1.35 kg/dm<sup>3</sup>.
- **Not compatible with soaps/hand sanitizer gels that contain methanol, chlorine, or solid or abrasive particles.**

## TECHNICAL SPECIFICATIONS DJ0050A · DJ0160AS · DJ0252AC

### DJ0050A

Weight (empty)	0.7 kg
Quantity dispensed / press	1.2 ml

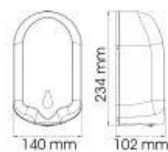
### DJ0160AS

Weight (empty)	0.75 kg
Recommended installation height	25 - 30 cm from worktop
Quantity dispensed / press	1 ml

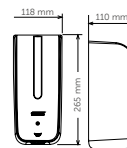
### DJ0252AC

Weight (empty)	0.95 kg
Quantity dispensed / press	0.8-2.2 ml

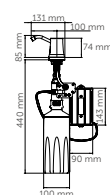
### DJ0050A



### DJ0160AS




### DJ0252AC



# Dispensers portable sanitising stations

FLOOR

**NEW**



**HGPT0020B**


1 12

SOAP DISPENSER NOT INCLUDED

MATERIAL: **steel**  
FINISH: **matte black epoxy**

**OPTIONAL**

**KG0020B**



Glove holder

**NEW**



**HGPT0040**

1 6

SOAP DISPENSER NOT INCLUDED

MATERIAL: **steel**  
FINISH: **white epoxy**

**NEW**



**HGPT0050B**

1

SOAP DISPENSER NOT INCLUDED

MATERIAL: **steel**  
FINISH: **black epoxy**

## HGPT0020B · HGPT0040 · HGPT0050B

- Mobile stand for hand sanitising station.
- Highly visible signage on how to disinfect hands correctly.
- Installation tools included.

## HGPT0050B

- Pedal-operated.
- Height adjustable head (to accommodate different gel bottle sizes), made of 1.2 mm thick steel plate.
- Easily fits most standard hand sanitizer pump bottles.

## HGPT0020B

- Steel drip tray, 1.5 mm thick.
- Elastomer bushings prevent the base from scratching the floor.
- KG0020B glove box holder can be installed as an option.

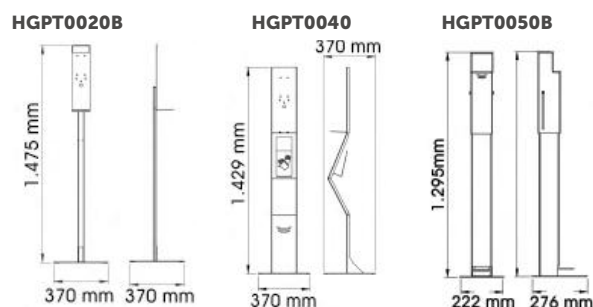
## HGPT0040

- Steel drip tray, 2 mm thick.
- The glove dispenser is integrated into the stand itself.
- Elastomer bushings prevent the base from scratching the floor.

## TECHNICAL SPECIFICATIONS

### HGPT0020B · HGPT0040 · HGPT0050B

<b>HGPT0020B</b>	
Weight (empty)	7.4 kg
<b>HGPT0040</b>	
Weight (empty)	9.5 kg
<b>HGPT0050B</b>	
Weight (empty)	8 kg





# Soap dispensers

SURFACE / PUSH-BUTTON

ONE SOAP DISPENSER,  
3 POSSIBLE VALVES



INTERCHANGEABLE VALVES  
liquid soap RCDJF0031 V foam RCDJF0032 V spray RCDJS0033 V



**DJ0031**  
Liquid soap  

**DJF0032**  
Foam 

**DJS0033**  
Spray 

CAPACITY: 1.5 l  
MATERIAL: AISI 304 st. steel  
FINISH: white

PP INTERNAL RESERVOIR



**DJ0031B**  
Liquid soap  

**DJF0032B**  
Foam 

**DJS0033B**  
Spray 

CAPACITY: 1.5 l  
MATERIAL: AISI 304 st. steel  
FINISH: matte black epoxy

PP INTERNAL RESERVOIR



**DJ0031C**  
Liquid soap  

**DJF0032C**  
Foam 

**DJS0033C**  
Spray 

CAPACITY: 1.5 l  
MATERIAL: AISI 304 st. steel  
FINISH: bright

PP INTERNAL RESERVOIR



**DJ0031CS**  
Liquid soap  

**DJF0032CS**  
Foam 

**DJS0033CS**  
Spray 

CAPACITY: 1.5 l  
MATERIAL: AISI 304 st. steel  
FINISH: satin

PP INTERNAL RESERVOIR

## COMPONENTS AND MATERIALS

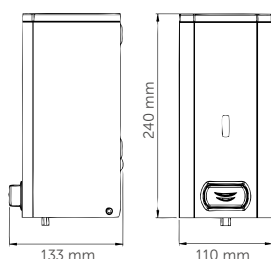
DJ0031 · DJF0032 · DJS0033 · DJ0031B · DJF0032B  
DJS0033B · DJ0031C · DJF0032C · DJS0033C  
DJ0031CS · DJF0032CS · DJS0033CS

- Vandal-proof cover with lock.
- Content level sight glass on front.
- Stainless steel push-button.
- Corrosion resistant anti-drip valve.
- Easily removable and refillable tank.
- Top cover that allows convenient and easy refilling.
- Top opening with security lock.

Steel thickness	0.8 mm
Weight (empty)	1.25 kg
Recommended installation height	15 - 20 cm from worktop

**HGPT0070B**  
OPTIONAL  
ANTI-DRIP  
TRAY HOLDER

REFILLABLE  
TANK



## TECHNICAL SPECIFICATIONS

DJ0031 · DJF0032 · DJS0033 · DJ0031B · DJF0032B  
DJS0033B · DJ0031C · DJF0032C · DJS0033C  
DJ0031CS · DJF0032CS · DJS0033CS

### ACCEPTED SOAPS

#### DJF0031 · DJF0031B · DJF0031C · DJF0031CS

Compatible with liquid soap or sanitizer gel with the following characteristics:

- Maximum alcohol content of 80 %.
- Density between 0.9 and 1.35 kg/dm<sup>3</sup>.
- Viscosity between 500 and 2,500 cps.

**Not compatible with soaps/hand sanitizer gels that contain methanol, chlorine, or solid or abrasive particles.**

#### DJF0032 · DJF0032B · DJF0032C · DJF0032CS

Compatible with the use of products that are specifically for foam, with the following characteristics:

- Maximum alcohol content of 80 %.
- Density between 0.95 and 1.05 kg/dm<sup>3</sup>.

**Not compatible with products that contain methanol, chlorine, or solid or abrasive particles.**

#### DJS0033 · DJS0033B · DJS0033C · DJS0033CS

Compatible with hand sanitizers in spray form with the following characteristics:

- Maximum alcohol content of 85 %.
- Density < 0.8 kg/dm<sup>3</sup>.
- Use products that are specifically for spray.

**Not compatible with disinfectant liquids that contain methanol, chlorine, or solid or abrasive particles.**

# Soap dispensers

## SURFACE / PUSH-BUTTON



**DJ0040**

1 132 (A)

CAPACITY: **1.5 l**  
 MATERIAL: **AISI 304 st. steel**  
 FINISH: **white**

PP INTERNAL RESERVOIR



**DJ0040B**

1 132 (A)

CAPACITY: **1.5 l**  
 MATERIAL: **AISI 304 st. steel**  
 FINISH: **matte black epoxy**

PP INTERNAL RESERVOIR



**DJ0040C**

1 132 (A)

CAPACITY: **1.5 l**  
 MATERIAL: **AISI 304 st. steel**  
 FINISH: **bright**

PP INTERNAL RESERVOIR



**DJ0040CS**

1 132 (A)

CAPACITY: **1.5 l**  
 MATERIAL: **AISI 304 st. steel**  
 FINISH: **satin**

PP INTERNAL RESERVOIR

### COMPONENTS AND MATERIALS

DJ0040 · DJ0040B · DJ0040C · DJ0040CS

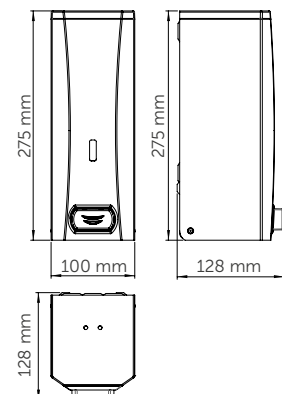
- Cover with vandal-proof lock.
- Content level sight glass on front.
- Stainless steel push-button.
- Corrosion resistant anti-drip valve.
- Inner reservoir made of 2.5 mm thick translucent polypropylene.
- Easily removable and refillable tank.
- Top cover that allows convenient and easy refilling.
- Top opening with the Mediclinics key supplied.
- Compatible with liquid soap or sanitizer gel with the following characteristics:
  - Maximum alcohol content of 80%.
  - Density between 0.9 and 1.35 kg/dm<sup>3</sup>.
  - Maximum viscosity of 3,000 cps.
- Not compatible with soaps that contain methanol, chlorine, or solid or abrasive particles.

### TECHNICAL SPECIFICATIONS

DJ0040 · DJ0040B · DJ0040C · DJ0040CS

Capacity	1.5 l
Stainless steel thickness	0.8 mm
Weight (empty)	1.2 kg
Recommended installation height	15-20 cm from the worktop.
Quantity dispensed per pump	0.8 ml

#### REFILLABLE TANK



# Soap dispensers

SURFACE / PUSH-BUTTON



**DJ0112C**    
CAPACITY: 1.1 l  
MATERIAL: AISI 304 st. steel  
FINISH: bright

**DJ0112CS**  
CAPACITY: 1.1 l  
MATERIAL: AISI 304 st. steel  
FINISH: satin

INTERNAL PE RESERVOIR



**DJ0111C**    
CAPACITY: 1.1 l  
MATERIAL: AISI 304 st. steel  
FINISH: bright

**DJ0111CS**  
CAPACITY: 1.1 l  
MATERIAL: AISI 304 st. steel  
FINISH: satin

INTERNAL PE RESERVOIR



**DJ0115C**    
CAPACITY: 1.3 l  
MATERIAL: AISI 304 st. steel  
FINISH: bright

INTERNAL PE RESERVOIR



**DJ0115CS**    
CAPACITY: 1.3 l  
MATERIAL: AISI 304 st. steel  
FINISH: satin

INTERNAL PE RESERVOIR

## COMPONENTS AND MATERIALS

DJ0112C · DJ0112CS · DJ0111C · DJ0111CS ·  
DJ0115C · DJ0115CS

Stainless steel body.

Fully welded structure.

Content level sight glass on front.

Lock with special key supplied.

Chromed brass button / ABS black

Chrome-plated ABS thermoplastic valve.

Polyethylene inner reservoir.

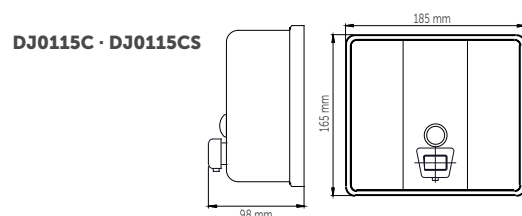
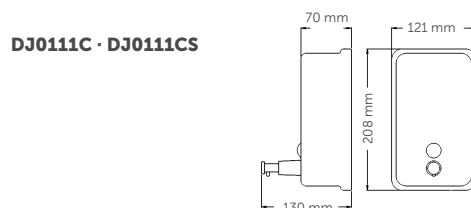
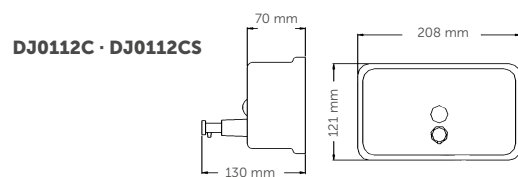
Compatible with liquid soap or sanitizer gel with the following characteristics:

- Maximum alcohol content of 80 %.
- Density between 0.9 and 1.35 kg/dm<sup>3</sup>.
- Viscosity between 500 and 2,500 cps.
- **Not compatible with soaps/hand sanitizer gels that contain methanol, chlorine, or solid or abrasive particles.**

## TECHNICAL SPECIFICATIONS

DJ0112C · DJ0112CS · DJ0111C · DJ0111CS ·  
DJ0115C · DJ0115CS

Steel thickness	1 mm
Weight (empty)	0.7 kg
Recommended installation height	10 - 15 cm from worktop
Quantity dispensed / press	1.1 ml



# Soap dispensers

SURFACE / PUSH-BUTTON



**DJ0010F**

CAPACITY: **1.1 l**  
 MATERIAL: **ABS / SAN**  
 FINISH: **white / smoked**



**DJ0020F**

CAPACITY: **1.1 l**  
 MATERIAL: **ABS / SAN**  
 FINISH: **black / smoked**

## COMPONENTS AND MATERIALS

### DJ0010F · DJF0020F

Thermoplastic ABS cover.

Lock with special key supplied.

Thermoplastic ABS push-button.

Compatible with liquid soap or sanitizer gel with the following characteristics:

- Maximum alcohol content of 80 %.
- Density between 0.9 and 1.35 kg/dm<sup>3</sup>.
- **Not compatible with soaps/hand sanitizer gels that contain methanol, chlorine, or solid or abrasive particles.**

### DJ0010F · DJ0020F

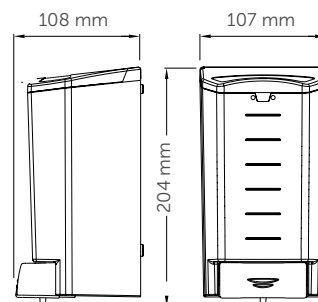
- SAN thermoplastic reservoir.
- Corrosion resistant anti-drip valve.
- Hand sanitizer gels / soap viscosity between 500 and 2,500 cps.

## TECHNICAL SPECIFICATIONS

### DJ0010F · DJF0020F

<b>DJ0010F · DJ0020F</b>	
Reservoir thickness	3 mm
Weight (empty)	0.3 kg
Quantity dispensed / press	1.2 ml
Recommended installation height	15 - 20 cm from worktop

### DJ0010F · DJ0020F





# Soap dispensers

SURFACE / LEVER

ONE SOAP DISPENSER,  
3 POSSIBLE VALVES



INTERCHANGEABLE VALVES  
liquid soap RCDJF0031 V foam RCDJF0032 V spray RCDJS0033 V



**DJP0034**  
Liquid soap  

**DJFP035**  
Foam 

**DJSP036**  
Spray 

CAPACITY: 1.5 l  
MATERIAL: AISI 304 st. steel  
FINISH: white epoxy

PP INTERNAL RESERVOIR

**NEW**



**DJP0034B**  
Liquid soap  

**DJFP035B**  
Foam 

**DJSP036B**  
Spray 

CAPACITY: 1.5 l  
MATERIAL: AISI 304 st. steel  
FINISH: matte black epoxy

PP INTERNAL RESERVOIR



**DJP0034C**  
Liquid soap  

**DJFP035C**  
Foam 

**DJSP036C**  
Spray 

CAPACITY: 1.5 l  
MATERIAL: AISI 304 st. steel  
FINISH: bright

PP INTERNAL RESERVOIR



**DJP0034CS**  
Liquid soap  

**DJFP035CS**  
Foam 

**DJSP036CS**  
Spray 

CAPACITY: 1.5 l  
MATERIAL: AISI 304 st. steel  
FINISH: satin

PP INTERNAL RESERVOIR

## COMPONENTS AND MATERIALS

DJP0034 · DJFP035 · DJSP036 · DJP0034B  
DJFP035B · DJSP036B · DJP0034C · DJFP035C  
DJSP036C · DJP0034CS · DJFP035CS · DJSP036CS

Vandal-proof cover with lock.

Content level sight glass on front.

Lever type button in stainless steel.

Corrosion resistant anti-drip valve.

Easily removable and refillable tank.

Top cover that allows convenient and easy refilling.

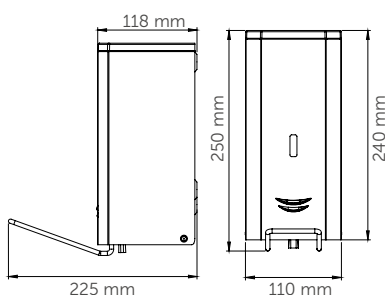
Top opening with security lock.

Steel thickness 0.8 mm

Weight (empty) 1.35 kg

Recommended installation height 15 - 20 cm from worktop

## REFILLABLE TANK



## TECHNICAL SPECIFICATIONS

DJP0034 · DJFP035 · DJSP036 · DJP0034B  
DJFP035B · DJSP036B · DJP0034C · DJFP035C  
DJSP036C · DJP0034CS · DJFP035CS · DJSP036CS

## ACCEPTED SOAPS

**DJP0034 · DJP0034B · DJP0034C · DJP0034CS**

Compatible with liquid soap or sanitizer gel with the following characteristics:

Maximum alcohol content of 80 %.

Density between 0.9 and 1.35 kg/dm<sup>3</sup>.

Viscosity between 500 and 2,500 cps.

**Not compatible with soaps/hand sanitizer gels that contain methanol, chlorine, or solid or abrasive particles.**

**DJFP0035 · DJFP0035B · DJFP0035C · DJFP0035CS**

Compatible with the use of products that are specifically for foam, with the following characteristics:

Maximum alcohol content of 80 %.

Density between 0.95 and 1.05 kg/dm<sup>3</sup>.

**Not compatible with products that contain methanol, chlorine, or solid or abrasive particles.**

**DJSP036 · DJSP036B · DJSP036C · DJSP036CS**

Compatible with hand sanitizers in spray form with the following characteristics:

Maximum alcohol content of 85 %.

Density < 0.8 kg/dm<sup>3</sup>.

Use products that are specifically for spray.

**Not compatible with disinfectant liquids that contain methanol, chlorine, or solid or abrasive particles.**

# Soap dispensers

RECESSED / PUSH-BUTTON



**DJE0010CS**

12
72 (B)

CAPACITY: **1.4 l**  
 MATERIAL: **AISI 304 st. steel**  
 FINISH: **satin**



**DJT118**

24
288 (A)

CAPACITY: **1 l**  
 MATERIAL: **chrome-plated brass**  
 FINISH: **bright**

## COMPONENTS AND MATERIALS

### DJE0010CS

Recessed soap dispenser made of AISI 304 stainless steel.

Chromed brass button.

90 mm long plastic inner reservoir.

Special lock and key included.

- One-piece front part.
- Content level sight glass on front.
- Anti-drip valve.

### DJT118

Removable valve for top filling.

Lock with special key supplied.

Chrome-plated brass pump nozzle, bright finish, 90 mm long.

Fixed push-button.

- Chrome-plated brass trim cover, bright finish.
- Vandal-resistant polyethylene reservoir.

### DJE0010CS · DJT118

It is recommended to use liquid soap or disinfectant soap in gel form with the following characteristics:

- Maximum alcohol content of 80%.
- Density between 0.9 and 1.35 kg/dm<sup>3</sup>.
- Viscosity between 500 and 2,500 cps.
- **Not compatible with soaps/hand sanitizer gels that contain methanol, chlorine, or solid or abrasive particles.**

## TECHNICAL SPECIFICATIONS

### DJE0010CS · DJT118

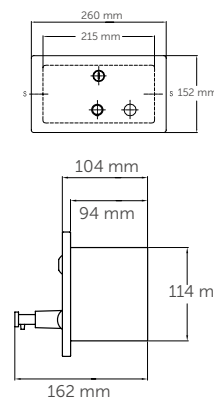
#### DJE0010CS

Steel thickness	0.8 mm
Weight (empty)	1.4 kg
Quantity dispensed / press	1.1 ml
Recommended installation height	20 - 25 cm from worktop

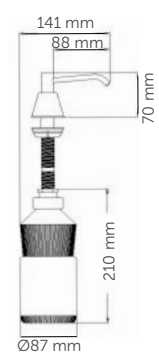
#### DJT118

Weight (empty)	0.425 kg
Quantity dispensed / press	1 ml

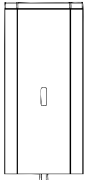
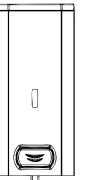

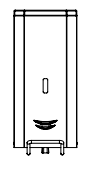

#### DJE0010CS



#### DJT118



## SOAP DISPENSERS: TABLE

	MODEL	OPERATION		MATERIAL / FINISH								RESERVOIR		RECESSED
		Manual	Automatic	AISI 304 white stainless steel	AISI 304 black stainless steel	Bright-finish AISI 304 stainless steel	Satin-finish AISI 304 stainless steel	RAL epoxy AISI 304 stainless steel	Chrome-plated brass	Aluminium	ABS	Stainless steel	Thermoplastic	
	DJ0037A-AB-AC-ACS		•	•	•	•	•						•	
	DJF0038A-AB-AC-ACS		•	•	•	•	•						•	
	DJS0039A-AB-AC-ACS		•	•	•	•	•						•	
	DJ0050A		•								•			
	DJ0160AS		•						•				•	
	DJ0252AC		•				•						•	
	DJ0031-B-C-CS	•		•	•	•	•						•	
	DJF0032-B-C-CS	•		•	•	•	•						•	
	DJS0033-B-C-CS	•		•	•	•	•						•	
	DJ0040-B-C-CS	•		•	•	•	•						•	
	DJ0115C-CS	•				•	•						•	
	DJ0111C-CS	•				•	•						•	
	DJ0112C-CS	•				•	•						•	
	DJ0010F	•								•				
	DJ0020F	•								•				
	DJP0034-B-C-CS	•		•	•	•	•						•	
	DJFP035-B-C-CS	•		•	•	•	•						•	
	DJSP036-B-C-CS	•		•	•	•	•						•	
	DJE0010CS	•					•						•	•
	DJT118	•						•					•	•

### TABLE OF ACCEPTED SOAPS

Soap dispenser code	Valve class	Valve code	Accepted soaps	Density (Kg/dm <sup>3</sup> )
DJ0031-B-C-CS DJP0034-B-C-CS DJ0037A-B-C-CS	SOAP VALVE	RCDJ0031-V	Liquid soap and hand sanitizer gel	0.9–1.35
DJF0032-B-C-CS DJFP035-B-C-CS DJF0038A-B-C-CS	FOAM VALVE	RCDJF0032-V	Foam soap	0.95–1.05
DJS0033-B-C-CS DJSP036-B-C-CS	SPRAY VALVE	RCDJS0033-V	Disinfectant liquid soap <sup>(1)</sup>	max. 0.8

(1) Maximum alcohol content of 80 %.

## SOAP DISPENSERS: TABLE

INSTALLATION											SUITABLE FOR			MODEL
Vertical	Horizontal	1.50 l	1.40 l	1.30 l	1.20 l	1.10 l	1.00 l	0.95 l	0.80 l	0.35 l	Gymnasiums Sports centres	Hospitals Health care centres	Hotels Other accom..	
•							•				•	•	•	DJ0037A-AB-AC-ACS
•							•				•	•	•	DJF0038A-AB-AC-ACS
•							•				•	•	•	DJS0039A-AB-AC-ACS
•					•						•	•	•	DJ0050A
•									•		•	•	•	DJ0160AS
•		•									•	•	•	DJ0252AC
•		•									•	•	•	DJ0031-B-C-CS
•		•									•	•	•	DJF0032-B-C-CS
•		•									•	•	•	DJS0033-B-C-CS
•		•									•	•	•	DJ0040-B-C-CS
	•			•							•	•	•	DJ0115C-CS
•						•					•	•	•	DJ0111C-CS
	•					•					•	•	•	DJ0112C-CS
•						•					•	•	•	DJ0010F
•						•				•	•	•	•	DJ0020F
•		•									•	•	•	DJP0034-B-C-CS
•		•									•	•	•	DJFP035-B-C-CS
•		•									•	•	•	DJSP036-B-C-CS
•			•								•	•	•	DJE0010CS
•			•					•			•	•	•	DJT118



05

We wrap you  
in comfort

**TOILET PAPER  
DISPENSERS**






For jumbo roll, standard roll  
(1, 2 or 3 units) or folded toilet tissue.

## TOILET PAPER DISPENSERS

- » Wide variety of toilet paper dispensers that are functional and straightforward to integrate into any toilet facility environment. Manufactured in different materials (steel, stainless steel, etc.) and in different finishes (white, black, bright, satin, etc.).
- » Solutions that accept paper rolls of different diameters and different tube sizes.
- » They incorporate braking systems to optimise consumption.
- » Exterior sight glass for paper level.
- » Lock with special key for protection against vandals.



# Toilet paper roll dispensers

INDUSTRIAL /  
Ø230 MM JUMBO ROLL



**PR2783**  

CAPACITY: **max. roll**  
Ø230 mm

MATERIAL: **steel**

FINISH: **white epoxy**



**PR2783B**  

CAPACITY: **max. roll**  
Ø230 mm

MATERIAL: **steel**

FINISH: **matte black epoxy**



**PR2783C**  

CAPACITY: **max. roll**  
Ø230 mm

MATERIAL: **AISI 304 st. steel**

FINISH: **bright**



**PR2783CS**  

CAPACITY: **max. roll**  
Ø230 mm

MATERIAL: **AISI 304 st. steel**

FINISH: **satin**

**NEW**



**RPR2700CS**  
**OPTIONAL**  
Roll dispenser shelf for placing objects

DIM.: **180 x 123 x 84 mm**

MATERIAL: **AISI 304 st. steel**

FINISH: **satin**

## COMPONENTS AND MATERIALS

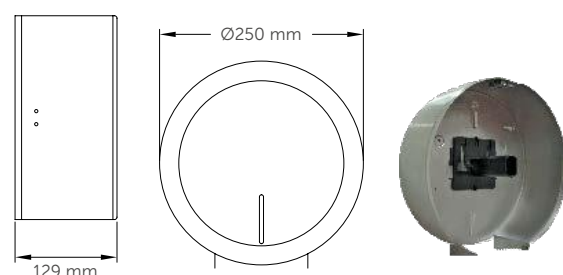
**PR2783 · PR2783B · PR2783C · PR2783CS**

- Design suitable for easy integration into the washroom..
- Three-piece body.
- One-piece lid, hinged for refilling.
- Backplate with multiple slots for easy installation.
- Removable shaft that allows for a variety of paper reload sizes (2 positions).
- Slot on the front for viewing content level.
- Inertia anti-spin brake to optimise paper dispensing.
- Mediclinics standard key lock.

## TECHNICAL SPECIFICATIONS

**PR2783 · PR2783B · PR2783C · PR2783CS**

Body and cover thickness	0.8 mm
Weight (empty)	1.25 kg
Jumbo roll capacity	max. Ø230 mm
Paper roll width	max. 115 mm
Paper roll tube (minimum)	min. Ø45 mm
Recommended installation height	65 - 75 cm to lowest point





# Toilet paper roll dispensers

INDUSTRIAL /  
Ø275 MM JUMBO ROLL



## COMPONENTS AND MATERIALS

**PR2787 · PR2787B · PR2787C · PR2787CS**

Design suitable for easy integration into the washroom.

Three-piece body.

One-piece cover, hinged for refilling.

Backplate with multiple slots for easy installation.

Removable shaft that allows for a variety of paper reload sizes (2 positions).

Slot on the front for viewing content level.

Inertia anti-spin brake to optimise paper dispensing.

Lock with special Mediclinics key.


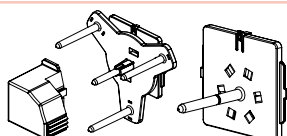
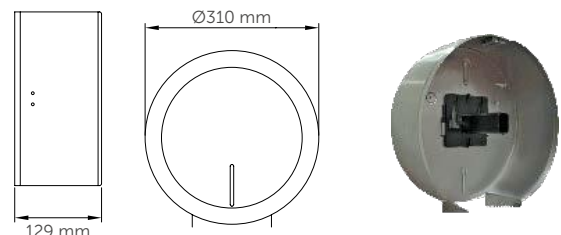
### OPTIONAL KIT 2789\*

Thermoplastic shaft, with inertia anti-spin brake to optimise paper dispensing. Replaces the original shaft, allowing up to 3 standard paper rolls to be used.

## TECHNICAL SPECIFICATIONS

**PR2787 · PR2787B · PR2787C · PR2787CS**

Body and cover thickness	0.8 mm
Weight (empty)	1.70 kg
Jumbo roll capacity	max. Ø275 mm
Paper roll width	max. 115 mm
Paper roll tube	min. Ø45 mm
Recommended installation height	65 - 75 cm to lowest point



### KIT 2789\*

Optional shaft for 3 rolls

MATERIAL: **thermoplastic**

FINISH: **black**

**OPTIONAL ACCESSORY**  
AVAILABLE SEPARATELY

# Toilet paper roll dispensers

STANDARD - 3 ROLLS OF PAPER /  
Ø275 MM JUMBO ROLL

**NEW**



**PR2789**



CAPACITY: **3 rolls**  
MATERIAL: **steel**  
FINISH: **white epoxy**

**NEW**



**PR2789B**



CAPACITY: **3 rolls**  
MATERIAL: **steel**  
FINISH: **matte black epoxy**

**NEW**



**PR2789C**



CAPACITY: **3 rolls**  
MATERIAL: **AISI 304 st. steel**  
FINISH: **bright**

**NEW**



**PR2789CS**



CAPACITY: **3 rolls**  
MATERIAL: **AISI 304 st. steel**  
FINISH: **satın**

**NEW**



**RPR2700CS  
OPTIONAL**  
Roll dispenser  
shelf for placing  
objects

DIM.: **180 x 123 x 84 mm**  
MATERIAL: **AISI 304 st. steel**  
FINISH: **satın**

## COMPONENTS AND MATERIALS

**PR2789 · PR2789C · PR2789CS · PR2789B**

- Three-piece body.
- One-piece cover, hinged for refilling.
- Modular, thermoplastic shaft, which allows 3 standard paper rolls to be fitted with or without tube.
- The roll drops automatically once the previous roll has run out.
- Content level slot on the front.
- Lock with special Mediclinics key.

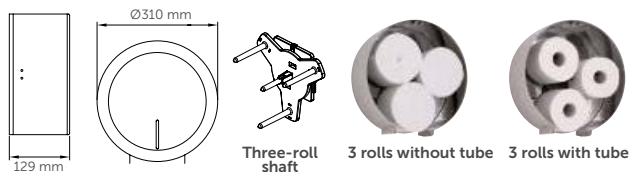
### OPTIONAL 9391005SMD\*

- Thermoplastic shaft, with inertia anti-spin brake to optimise paper dispensing. Replaces the original shaft allowing the use of a jumbo paper roll.

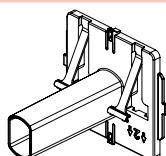
## TECHNICAL SPECIFICATIONS

**PR2789 · PR2789C · PR2789CS · PR2789B**

Body and cover thickness	0.8 mm
Weight (empty)	1.75 kg
Paper roll width	max. 115 mm
Paper roll capacity	3 units
Jumbo paper roll (optional shaft)	max. Ø275 mm
Paper roll tube	Ø45-Ø56 mm
Recommended installation height	65 - 75 cm to lowest point



OPTIONAL ACCESSORY  
AVAILABLE SEPARATELY



### 9391005SMD\*

Optional shaft for jumbo paper rolls

MATERIAL: **thermoplastic**  
FINISH: **black**

# Toilet paper roll dispensers

STANDARD -  
2/3 PAPER ROLL UNITS



## COMPONENTS AND MATERIALS

### PR0781 · PR0781C · PR0781CS · PR0700CS · PRE700CS

Jointless one-piece cover with cover for refilling.

Content level slots on the sides.

The paper roll drops when the previous one has run out by means of a simple action through the side slot.

Locked with key.

### PRE700CS

For recessed mounting on walls.

## TECHNICAL SPECIFICATIONS

### PR0781 · PR0781C · PR0781CS · PR0700CS · PRE700CS

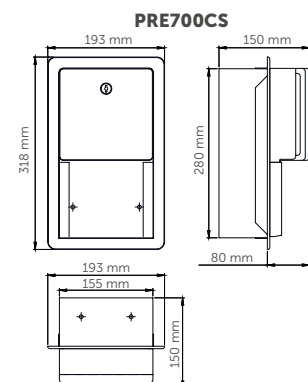
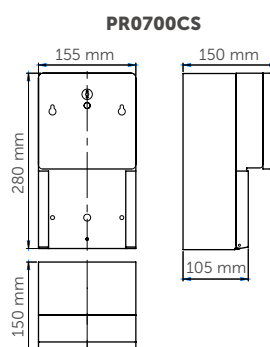
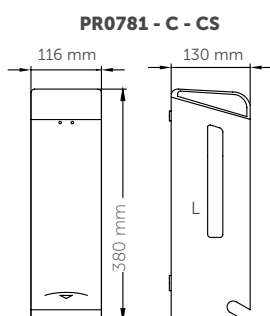
Body and cover thickness	0.8 mm
Paper roll diameter	max. Ø125 mm
Paper roll width	max. Ø105 mm
Recommended installation height	65 - 75 cm to lowest point

### PR0781 · PR0781C · PR0781CS

Paper roll capacity	3 units
Weight (empty)	1.3 kg

### PR0700CS

Paper roll capacity	2 units
Weight (empty)	2 kg



# Toilet paper roll dispensers

STANDARD -  
PAPER ROLL, 2 UNITS



**PR2784**  

CAPACITY: **2 rolls**  
MATERIAL: **steel**  
FINISH: **white epoxy**



**PR2784B**  

CAPACITY: **2 rolls**  
MATERIAL: **steel**  
FINISH: **matte black epoxy**



**PR2784C**  

CAPACITY: **2 rolls**  
MATERIAL: **AISI 304 st. steel**  
FINISH: **bright**



**PR2784CS**  

CAPACITY: **2 rolls**  
MATERIAL: **AISI 304 st. steel**  
FINISH: **satin**

## COMPONENTS AND MATERIALS

**PR2784 · PR2784B · PR2784C · PR2784CS**

One-piece body.

Jointless one-piece cover with cover for refilling.

Content level slots on the sides.

Lock with special Mediclinics key.

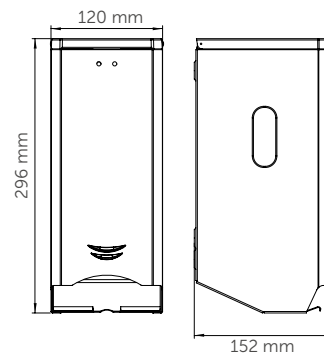
The paper roll drops when the previous one has run out by means of a simple action through the side slot.

Secondary paper roll bracket allowing free movement of the roll in use.

## TECHNICAL SPECIFICATIONS

**PR2784 · PR2784B · PR2784C · PR2784CS**

Body and cover thickness	0.8 mm
Weight (empty)	1.1 kg
Paper roll capacity	2 units
Paper roll	max. Ø130 mm
Recom. installation height	65 - 75 cm to lowest point





# Toilet paper roll dispensers

## FOLDED TOILET TISSUE DISPENSER / TOILET SEAT COVER DISPENSER



**DTH100**  

CAPACITY: **400 sheets (approx.)**  
MATERIAL: **steel**  
FINISH: **white epoxy**



**DTH100C**  

CAPACITY: **400 sheets (approx.)**  
MATERIAL: **AISI 304 st. steel**  
FINISH: **bright**



**DTH100CS**  

CAPACITY: **400 sheets (approx.)**  
MATERIAL: **AISI 304 st. steel**  
FINISH: **satın**



**DCA100CS**  

**Toilet seat cover dispenser**

CAPACITY: **250 seat covers**  
MATERIAL: **AISI 304 st. steel**  
FINISH: **satın**

### COMPONENTS AND MATERIALS

#### DTH100 · DTH100C · DTH100CS · DCA100CS

One-piece body with cover for refilling.

Jointless one-piece cover.

Content level slot on the front.

#### DTH100 · DTH100C · DTH100CS

- Lock with mediclinics key.

#### DCA100CS

- One-piece, weld-free body.
- Top opening of the box for replacement of the seat cover paper.
- Opening system for easy removal.

### TECHNICAL SPECIFICATIONS

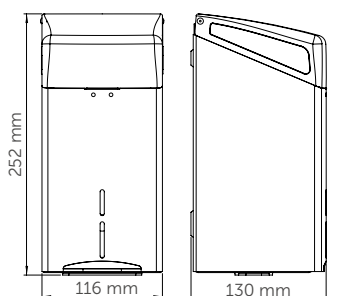
#### DTH100 · DTH100C · DTH100CS · DCA100CS

Body and cover thickness	0.8 mm
Sheet capacity	400 (approx.)
Weight	0.9 kg
Recom. installation height	130 - 160 cm to lowest point

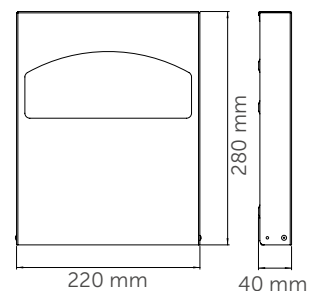
#### DCA100CS

Body and front thickness	0.8 mm
Empty weight	0.95 kg

#### DTH100-C-CS



#### DCA100CS



# Toilet paper roll dispensers

## SANITARY BAG DISPENSER



**DBH100**  

CAPACITY: **50 bags (approx.)**  
 MATERIAL: **steel**  
 FINISH: **white epoxy**



**DBH100C**  

CAPACITY: **50 bags (approx.)**  
 MATERIAL: **AISI 304 st. steel**  
 FINISH: **bright**



**DBH100CS**  

CAPACITY: **50 bags (approx.)**  
 MATERIAL: **AISI 304 st. steel**  
 FINISH: **satin**



**AI0920C** 

Sanitary bag dispenser  
 MATERIAL: **AISI 304 st. steel**  
 FINISH: **bright**

**AI0920CS**  
 Sanitary bag dispenser  
 MATERIAL: **AISI 304 st. steel**  
 FINISH: **satin**

### COMPONENTS AND MATERIALS

**DBH100 · DBH100C · DBH100CS · AI0920C**

One-piece AISI 304 stainless steel body.

### AI0920CS

AISI 304 stainless steel mounting plate, to be screwed or fixed with adhesive strips.

### TECHNICAL SPECIFICATIONS

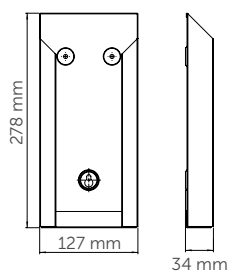
**DBH100 · DBH100C · DBH100CS · AI0920C · AI0920CS**

Body thickness	0.8 mm
Bag capacity	50 (approx.)
Weight	0.5 kg

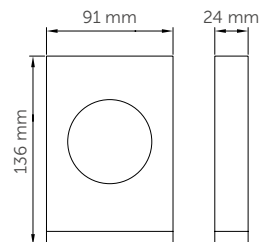
### AI0920C · AI0920CS

Body thickness	0.8 mm
Plate thickness	0.8 mm

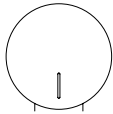



### DBH100



### AI0920C · AI0920CS



## TOILET PAPER DISPENSERS: TABLE

	MODEL	MATERIAL / FINISH				RECESSED	PAPER TYPE / CAPACITY	
		White epoxy steel	Black epoxy steel	Bright-finish AISI 304 stainless steel	Satin-finish AISI 304 stainless steel		STANDARD	
							2 rolls	3 rolls
	PR2783	•						
	PR2783B		•					
	PR2783C			•				
	PR2783CS				•			
	PR2787	•						
	PR2787B		•					
	PR2787C			•				
	PR2787CS				•			
	PR2789	•						•
	PR2789C			•				•
	PR2789CS				•			•
	PR2789B		•					•
	PRO700CS				•		•	
		PR0781	•				•	•
PR0781C				•		•	•	
PR0781CS					•	•	•	
PR2784		•				•		
PR2784B			•			•		
PR2784C				•		•		
PR2784CS					•	•		
PRE700CS					•	•		
	DCA100CS				•			
	DTH100	•						
	DTH100C			•				
	DTH100CS				•			
	DBH100	•						
	DBH100C			•				
	DBH100CS				•			

## TOILET PAPER DISPENSERS: TABLE

PAPER TYPE / CAPACITY				LOCKING	SUITABLE FOR				MODEL
ROLL (INDUSTRIAL)		Rectangular	Round		Gyms and sports centres or equivalent	Hospitals and health care centres	Hotels and other accommodation	Shopping centres, airports or equivalent	
Ø230 mm	Ø275 mm								
•			•	•		•	•	•	PR2783
•			•	•	•	•	•	•	PR2783B
•			•	•	•	•	•	•	PR2783C
•			•	•	•	•	•	•	PR2783CS
	•		•	•		•	•	•	PR2787
	•		•	•	•	•	•	•	PR2787B
	•		•	•	•	•	•	•	PR2787C
	•		•	•	•	•	•	•	PR2787CS
	•		•	•		•	•	•	PR2789
	•		•	•	•	•	•	•	PR2789C
	•		•	•	•	•	•	•	PR2789CS
	•		•	•	•	•	•	•	PR2789B
		•		•	•	•	•	•	PRO700CS
		•		•		•	•	•	PR0781
		•		•	•	•	•	•	PR0781C
		•		•	•	•	•	•	PR0781CS
		•		•	•	•	•	•	PR2784
		•		•	•	•	•	•	PR2784B
		•		•	•	•	•	•	PR2784C
		•		•	•	•	•	•	PR2784CS
		•		•	•	•	•	•	PRE700CS
		•				•	•	•	DCA100CS
		•		•		•	•	•	DTH100
		•		•		•	•	•	DTH100C
		•		•		•	•	•	DTH100CS
		•			•	•	•	•	DBH100
		•			•	•	•	•	DBH100C
		•			•	•	•	•	DBH100CS



06

Caressing  
your hands

**PAPER TOWEL  
DISPENSERS**



For all types of standard paper towel:  
C/Z, roll or reel.

## PAPER TOWEL DISPENSERS

- » Wide variety of functional paper towel dispensers that are easy to integrate into any toilet facility environment. Manufactured in different materials (steel, stainless steel, plastic, etc.) and in different finishes (white, black, bright, satin, etc.).
- » For wall or recessed mounting.
- » Exterior sight glass for paper level.
- » Lock with special key for protection against vandals.
- » Suitable for high-traffic areas.



# Paper towel dispensers

C/Z FOLD PAPER TOWEL  
- WALL-MOUNTED



**DT2106**  

CAPACITY: **400-600 C/Z fold towels**  
MATERIAL: **steel**  
FINISH: **white epoxy**



**DT2106B**  

CAPACITY: **400-600 C/Z fold towels**  
MATERIAL: **steel**  
FINISH: **matte black epoxy**



**DT2106C**  

CAPACITY: **400-600 C/Z fold towels**  
MATERIAL: **AISI 304 st. steel**  
FINISH: **bright**



**DT2106CS**  

CAPACITY: **400-600 C/Z fold towels**  
MATERIAL: **AISI 304 st. steel**  
FINISH: **satin**

## COMPONENTS AND MATERIALS

**DT2106 · DT2106B · DT2106C · DT2106CS**

The geometry of the outlet minimises paper towel breakage.

Door fixed to the body with 2 rivets, allowing it to be swung open for refilling.

Front look for an easy paper replacement.

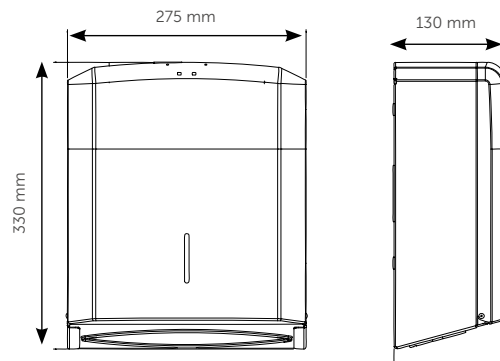
Content level slot on the front.

Lock with special Mediclinics key.

## TECHNICAL SPECIFICATIONS

**DT2106 · DT2106B · DT2106C · DT2106CS**

Body and cover thickness	0.8 mm
Weight (empty)	1.8 kg
C/Z fold towel capacity	400-600 units
Recommended installation height	130 - 160 cm to lowest point





# Paper towel dispensers

C/Z FOLD PAPER TOWEL  
- WALL-MOUNTED / RECESSED

**NEW**



**DTM2106**   
Paper towel dispenser to be fitted behind the mirror (BtM)

CAPACITY: **400–600 C/Z fold towels**  
MATERIAL: **AISI 304 st. steel**  
FINISH: **grey**

More info: p. 45.

**DTE0020CS**  



CAPACITY: **200-400 C/Z fold towels**  
MATERIAL: **AISI 304 st. steel**  
FINISH: **satın**

**NEW**

**DTE0040CS**  



CAPACITY: **600-800 C/Z fold towels**  
MATERIAL: **AISI 304 st. steel**  
FINISH: **satın**

## COMPONENTS AND MATERIALS DTM2106 · DTE0020CS · DTE0040CS

### DTM2106

- The geometry of the outlet minimises paper towel breakage.
- Designed to be fitted behind a mirror. See p. 45

### DTE0020CS

Fully welded structure.

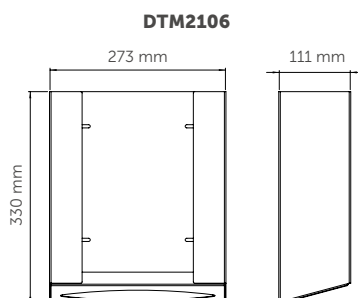
One-piece frame.

Tray with a trimmed opening to prevent tearing of the paper towel.

Lock with key.

### DTE0040CS

- Possibility of wall mounting, using the KT0030CS stainless steel frame.



## TECHNICAL SPECIFICATIONS DTM2106 · DTE0020CS · DTE0040CS

### DTM2106

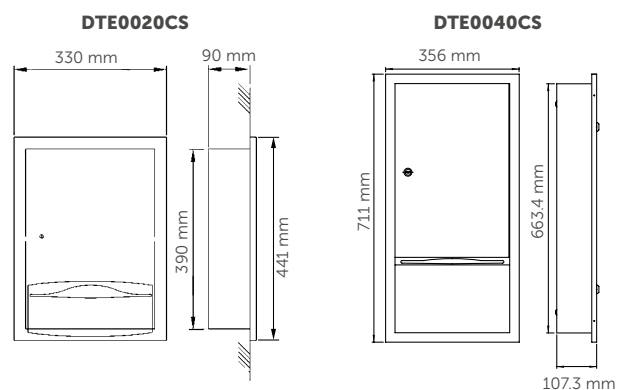
Body thickness	0.8 mm
C/Z fold towel capacity	400–500 units

### DTE0020CS

Body and door thickness	0.8 mm
Weight (empty)	4.2 kg
C/Z fold towel capacity	200–400 units
Recom. installation height	115 - 145 cm to lowest point

### DTE0040CS

Body thickness	0.8 mm
Door thickness	0.8 mm
Capacity	600-800 units



# Paper towel dispensers

MANUAL  
WALL-MOUNTED ROLL



**DTP025CS**  

CAPACITY: **paper roll**  
Ø220 mm

MATERIAL: **AISI 304 st. steel**

FINISH: **satın**



**DT0208ACS**    
Surface

CAPACITY: **paper roll**  
Ø200 mm

MATERIAL: **AISI 304 st. steel**

FINISH: **satın**

## COMPONENTS AND MATERIALS

### DTP025CS · DT0208ACS

Lock with special key supplied.

#### DTP025CS

- For wall mounting.
- Front closure.
- Lever-operated.
- Compatible with standard paper towel rolls of 205–210 mm width and maximum Ø220 mm.
- Extra capacity for an auxiliary paper towel roll of max. 100 mm diameter.

#### DT0208ACS

- Fully welded structure.
- Semi-automatic dispenser. The user pulls the paper, cuts it and a new sheet of paper is automatically dispensed.
- Compatible with non-perforated paper towel rolls of 205 mm width and 170 mm diameter maximum.

## TECHNICAL SPECIFICATIONS

### DTP025CS · DT0208ACS

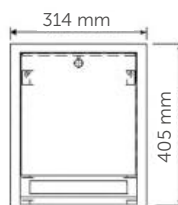
#### DTP025CS

Body and door thickness	0.8 mm
Weight (empty)	4.5 kg
Main roll capacity	Ø220 mm
Auxiliary roll capacity	Ø100 mm
Recom. installation height	115 - 145 cm to lowest point

#### DT0208ACS

Body thickness	0.8 mm
Roll capacity	max. Ø170 mm
Recom. installation height	130 - 160 cm to lowest point

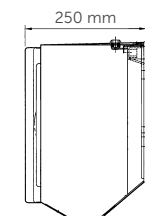
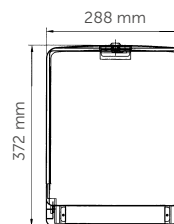
#### DTP025CS



#### DT0208ACS



#### DT0208ACS



# Paper towel dispensers

## JUMBO ROLL - WALL-MOUNTED



**DT0303**  

CAPACITY: **max. roll**  
**Ø250 mm**

MATERIAL: **steel**

FINISH: **white epoxy**



**DT0303C**  

CAPACITY: **max. roll**  
**Ø250 mm**

MATERIAL: **AISI 304 st. steel**

FINISH: **bright**



**DT0303CS**  

CAPACITY: **max. roll**  
**Ø250 mm**

MATERIAL: **AISI 304 st. steel**

FINISH: **satin**

### COMPONENTS AND MATERIALS DT0303 · DT0303C · DT0303CS

#### DT0303 · DT0303C · DT0303CS

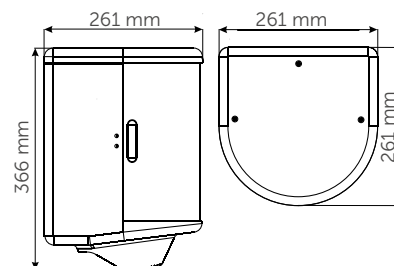
- Drainage holes on the bottom to prevent gradual water accumulation inside the device.
- Sliding access door with a recessed grip for opening and closing.
- Thermoplastic jumbo paper roll holder.
- Optimised paper dispensing system.
- Sliding front door that allows under shelves mounting, and easier refill therefore.
- Serrated paper outlet for easy cutting.
- Lock with special Mediclinics key.
- Suitable for food handling establishments.

### TECHNICAL SPECIFICATIONS DT0303 · DT0303C · DT0303CS

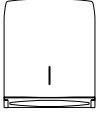

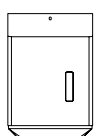
#### DT0303 · DT0303C · DT0303CS

Body and door thickness	0.8 mm
Weight (empty)	3.1 kg
Jumbo roll	max. Ø250 mm
Recom. installation height	85 - 120 cm to lowest point

#### DT0303 · DT0303C · DT0303CS



## PAPER TOWEL DISPENSERS: TABLE

	MODEL	MATERIAL / FINISH				INSTALLATION		OPENING		PAPER TYPE / CAPACITY				LOCKING	SUITABLE FOR			MODEL
										C/Z FOLD		ROLL / JUMBO ROLL						
		White epoxy steel	Matte black epoxy steel	Bright-finish AISI 304 stainless steel	Satin-finish AISI 304 stainless steel	Wall-mounted	Semi-recessed Recessed	Front opening	Top opening	200-400 units	400-600 units	Ø200-220 mm	Ø250 mm		Gyms and sports centres	Hospitals and health care centres	Hotels and other accommodation	
	DT2106	•				•			•				•	•	•	•	DT2106	
	DT2106B		•			•			•				•	•	•	•	DT2106B	
	DT2106C			•		•			•				•	•	•	•	DT2106C	
	DT2106CS				•	•			•				•	•	•	•	DT2106CS	
	DTM2106					•								•	•	•	DTM2106	
	DTE0020CS				•		•	•		•				•	•	•	•	DTE0020CS
	DTE0040CS				•		•	•						•	•	•	•	DTE0040CS
	DTP025CS				•	•		•				•	•	•	•	•	DTP025CS	
	DT0208ACS				•	•		•				•	•	•	•	•	DT0208ACS	
	DT0303	•				•		•				•	•		•		DT0303	
	DT0303C			•		•		•				•	•		•		DT0303C	
	DT0303CS				•	•		•				•	•		•		DT0303CS	



07

A place for  
everything

**WASTE BINS AND  
OTHER CONTAINERS**





Quality, design, versatility and durability  
for the daily management of waste.

## WASTE BINS AND OTHER CONTAINERS

- » A wide range of indoor waste bins and containers, manufactured in different materials (steel, stainless steel, etc.) and in different finishes (white, black, bright, satin, etc.), with a modern and versatile design that makes them very easy to integrate into any bathroom environment.
- » Perfect for placing in common areas, such as offices, halls, sports facilities, shops, airports, shopping centres, etc.
- » Models for installation on legs and/or on the wall (flush or recessed).
- » Functional design for easy maintenance.
- » Universal units suitable for management of nearly all types of waste.

# Waste bins and other containers

WASTE BINS - WITH  
SELF-CLOSING LID



**PP0080**  
CAPACITY: 80 l

**PP0065**  
CAPACITY: 65 l

MATERIAL: **steel**  
FINISH: **white epoxy**



**PP0080C**  
CAPACITY: 80 l

**PP0065C**  
CAPACITY: 65 l

MATERIAL: **AISI 304 st. steel**  
FINISH: **bright**



**PP0080CS**  
CAPACITY: 80 l

**PP0065CS**  
CAPACITY: 65 l

MATERIAL: **AISI 304 st. steel**  
FINISH: **satın**

## COMPONENTS AND MATERIALS

**PP0080 · PP0065 · PP0080C  
PP0065C · PP0080CS · PP0065CS**

Manually operated, self-closing lid.

Spring-loaded for automatic closure and 2 rubber silencers.

Inner retaining system for securing the waste bag.

4 rubber pads to protect the bottom of the bin from moisture.

Wall mounting or floor standing.

## TECHNICAL SPECIFICATIONS

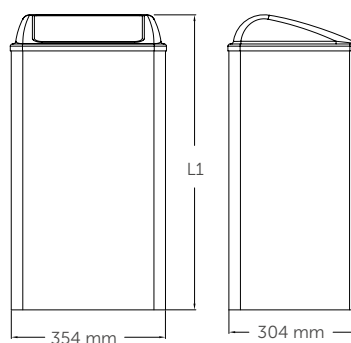
**PP0080 · PP0065 · PP0080C  
PP0065C · PP0080CS · PP0065CS**

### PP0080 · PP0080C · PP0080CS

Capacity	80 l
L1	823 mm
Body thickness	1 mm
Head thickness	1.2 mm
Cover thickness	1 mm
Weight (empty)	9.8 kg

### PP0065 · PP0065C · PP0065CS

Capacity	65 l
L1	673 mm
Body thickness	1 mm
Head thickness	1.2 mm
Cover thickness	1 mm
Weight (empty)	8.4 kg





# Waste bins and other containers

OPEN BINS



**PP1080**  
CAPACITY: 80 l

**PP1065**  
CAPACITY: 65 l

MATERIAL: **steel**  
FINISH: **white epoxy**

Icons: 1 (recycling), 8 (B) (bio-waste)



**PP1080C**  
CAPACITY: 80 l

**PP1065C**  
CAPACITY: 65 l

MATERIAL: **AISI 304 st. steel**  
FINISH: **bright**

Icons: 1 (recycling), 8 (B) (bio-waste)



**PP1080CS**  
CAPACITY: 80 l

**PP1065CS**  
CAPACITY: 65 l

MATERIAL: **AISI 304 st. steel**  
FINISH: **satın**

Icons: 1 (recycling), 8 (B) (bio-waste)

## COMPONENTS AND MATERIALS

**PP1080 · PP1065 · PP1080C  
PP1065C · PP1080CS · PP1065CS**

It can be placed on the floor or mounted on the wall.

Inner retaining system for securing the waste bag.

4 rubber pads to protect the bottom of the bin from moisture.

Wall mounting or floor standing.

## TECHNICAL SPECIFICATIONS

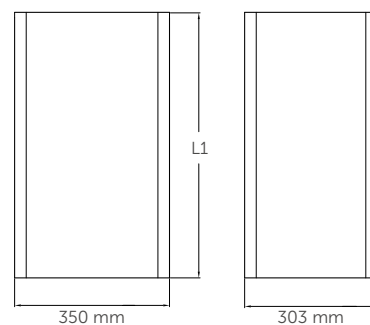
**PP1080 · PP1065 · PP1080C  
PP1065C · PP1080CS · PP1065CS**

### PP1080 · PP1080C · PP1080CS

Capacity	80 l
L1	755 mm
Body thickness	1 mm
Weight (empty)	8.4 kg

### PP1065 · PP1065C · PP1065CS

Capacity	65 l
L1	605 mm
Body thickness	1 mm
Weight (empty)	7 kg



# Waste bins and other containers

OPEN BINS

**NEW**

**PPA4279**



CAPACITY: 40 l  
MATERIAL: **steel**  
FINISH: **white epoxy**



**NEW**

**PPA4279B**



CAPACITY: 40 l  
MATERIAL: **steel**  
FINISH: **matte black epoxy**



**NEW**

**PPA4279C**



CAPACITY: 40 l  
MATERIAL: **AISI 304 st. steel**  
FINISH: **bright**



**NEW**

**PPA4279CS**



CAPACITY: 40 l  
MATERIAL: **AISI 304 st. steel**  
FINISH: **satin**



## COMPONENTS AND MATERIALS

PPA4279 · PPA4279B · PPA4279C · PPA4279CS

It can be placed on the floor or mounted on the wall.

Swivelling ring made of black polypropylene, to secure the waste bag.

Fully welded, with continuous corners and free of rough edges and sharp areas.

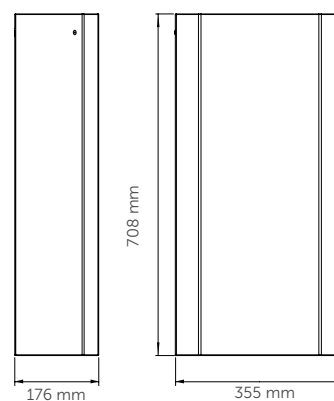
Wall mounting or floor standing.



## TECHNICAL SPECIFICATIONS

PPA4279 · PPA4279B · PPA4279C · PPA4279CS

Capacity	40 l
Body thickness	0.8 mm
Weight (empty)	5 kg



# Waste bins and other containers

OPEN BINS



**PPA2279**  

CAPACITY: 25 l  
MATERIAL: **steel**  
FINISH: **white epoxy**



**PPA2279B**  

CAPACITY: 25 l  
MATERIAL: **steel**  
FINISH: **matte black epoxy**



**PPA2279C**  

CAPACITY: 25 l  
MATERIAL: **AISI 304 st. steel**  
FINISH: **bright**



**PPA2279CS**  

CAPACITY: 25 l  
MATERIAL: **AISI 304 st. steel**  
FINISH: **satın**

## COMPONENTS AND MATERIALS

PPA2279 · PPA2279B · PPA2279C · PPA2279CS

It can be placed on the floor or mounted on the wall.

Swivelling ring made of black polypropylene, to secure the waste bag.

Fully welded, with continuous corners and free of rough edges and sharp areas.

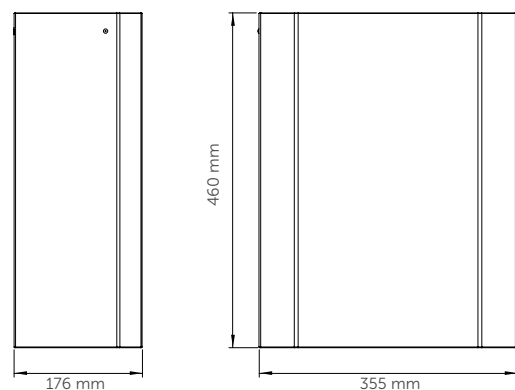
Wall mounting or floor standing.



## TECHNICAL SPECIFICATIONS

PPA2279 · PPA2279B · PPA2279C · PPA2279CS

Capacity	25 l
Body thickness	0.8 mm
Weight (empty)	3.7 kg



# Waste bins and other containers

WASTE BINS -  
OPEN - RECESSED



**PPE0010CS**  
Recessed waste bin

CAPACITY: **14.2 l**  
MATERIAL: **AISI 304 st. steel**  
FINISH: **satin**

**NEW**



**PPE0035CS**  
Recessed waste bin

CAPACITY: **5.4 l**  
MATERIAL: **AISI 304 st. steel**  
FINISH: **satin**



**PP0003C**  
Waste container

MATERIAL: **AISI 304 st. steel**  
FINISH: **satin**

## COMPONENTS AND MATERIALS PPE0010CS · PP0035CS · PP0003C

### PPE0010CS

- Self-closing lid waste container.
- Thermoplastic container inside.
- Look with key.

### PPE0035CS

- Self-closing lid with manual operation.
- Stainless steel container, 0.8 mm thick.

### PP0003C

- Waste container for worktop mounting, made of bright-finish AISI 304 stainless steel, without lid.
- For recessing in the worktop, fixing it with silicone.

## TECHNICAL SPECIFICATIONS PPE0010CS · PP0035CS · PP0003C

### PPE0010CS

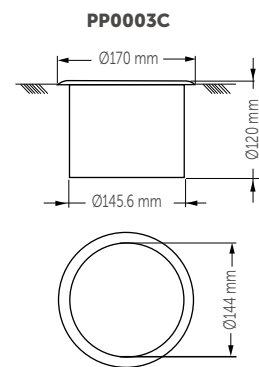
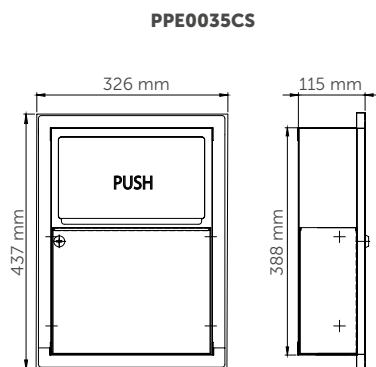
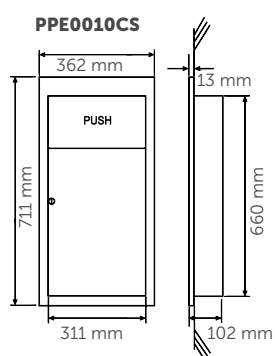
Capacity	14.2 l
Body thickness	0.8 mm
Door thickness	0.8 mm

### PPE0035CS

Capacity	5.4 l
Body thickness	0.8 mm
Door thickness	1.2 mm

### PP0003C

Thickness	0.8 mm
Weight (empty)	0.150 kg
Worktop opening	150 Ø





# Waste bins and other containers

SANITARY BINS -  
WALL-MOUNTED WITH LID



## COMPONENTS AND MATERIALS

PP0006 · PP0006C · PP0006CS · PP0006B

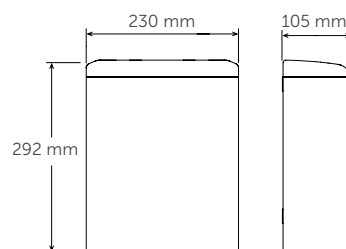
- It can be placed on the floor or mounted on the wall with 2 screws at the back.
- The lid protrudes from the body by 3.5 mm for easy opening. Fixed to the body by means of two half shafts that hinge the lid.
- Wall mounting or floor standing.

## TECHNICAL SPECIFICATIONS

PP0006 · PP0006C · PP0006CS · PP0006B

Capacity	6 l
Body thickness	0.8 mm
Cover thickness	0.8 mm
Weight (empty)	1.5 kg

PP0006 / 6C / 6CS / 6B



# Waste bins and other containers

## PEDAL BINS - SQUARE



**PP1214**  
CAPACITY: 12 l

**PP1206**  
CAPACITY: 6 l

MATERIAL: **steel**  
FINISH: **white**



**PP1214C**  
CAPACITY: 12 l

**PP1206C**  
CAPACITY: 6 l

MATERIAL: **AISI 410 st. steel**  
FINISH: **bright**



**PP1214CS**  
CAPACITY: 12 l

**PP1206CS**  
CAPACITY: 6 l

MATERIAL: **AISI 410 st. steel**  
FINISH: **satin**

### COMPONENTS AND MATERIALS

**PP1214 · PP1206 · PP1214C  
PP1206C · PP1214CS · PP1206CS**

Square body and lid.

Anti-odour and quiet lid.

Polypropylene inner bucket, with metal handle.

Handle on top to facilitate bin transport.

Black, non-slip thermoplastic pedal.

The lid can be opened by pressing the pedal.

Black, non-slip plastic base that can be directly placed on the floor, protecting the bottom of the bin from moisture.

### TECHNICAL SPECIFICATIONS

**PP1214 · PP1206 · PP1214C  
PP1206C · PP1214CS · PP1206CS**

#### PP1214 · PP1214C · PP1214CS

Capacity	12 l
Weight	3.2 kg

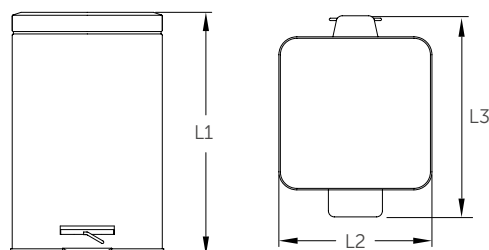
#### PP1206 · PP1206C · PP1206CS

Capacity	6 l
Weight	1.6 kg

L1 x L2 x L3:

**PP1214/1214C/1214CS:**  
380 x 238 x 318 mm

**PP1206/1206C/1206CS:**  
290 x 200 x 280 mm



# Waste bins and other containers

## PEDAL BINS - CIRCULAR



**PP1321**  
CAPACITY: 20 l

**PP1312**  
CAPACITY: 12 l

**PP1305**  
CAPACITY: 5 l

**PP1303**  
CAPACITY: 3 l

MATERIAL: **steel**  
FINISH: **white**



**PP1321C**  
CAPACITY: 20 l

**PP1312C**  
CAPACITY: 12 l

**PP1305C**  
CAPACITY: 5 l

**PP1303C**  
CAPACITY: 3 l

MATERIAL: **AISI 410 st. steel**  
FINISH: **bright**



**PP1321CS**  
CAPACITY: 20 l

**PP1312CS**  
CAPACITY: 12 l

**PP1305CS**  
CAPACITY: 5 l

**PP1303CS**  
CAPACITY: 3 l

MATERIAL: **AISI 410 st. steel**  
FINISH: **satın**

### COMPONENTS AND MATERIALS

**PP1321/C/CS · PP1312/C/CS**  
**PP1305/C/CS · PP1303/C/CS**

Circular body.

Anti-odour and quiet lid.

Polypropylene inner bucket, with metal handle.

Handle on top to facilitate bin transport.

Black, non-slip thermoplastic pedal.

Black, non-slip plastic base, which protects the bin bottom from moisture.

### TECHNICAL SPECIFICATIONS

**PP1321/C/CS · PP1312/C/CS**  
**PP1305/C/CS · PP1303/C/CS**

#### PP1321 · PP1321C · PP1321CS

Capacity	20 l
Weight	1.9 kg

#### PP1312 · PP1312C · PP1312CS

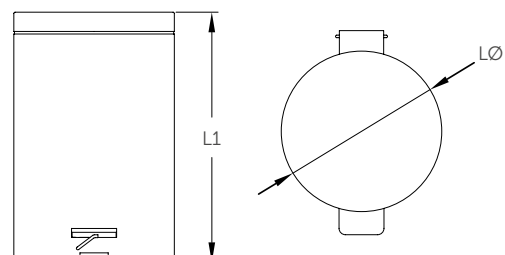
Capacity	12 l
Weight	1.5 kg

#### PP1305 · PP1305C · PP1305CS

Capacity	5 l
Weight	0.8 kg

#### PP1303 · PP1303C · PP1303CS

Capacity	3 l
Weight	0.6 kg



L1 x LØ:


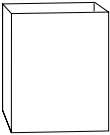


**PP1321/C/CS:** 450 x 290 mm

**PP1312/C/CS:** 392 x 249 mm

**PP1305/C/CS:** 275 x 205 mm

**PP1303/C/CS:** 250 x 168 mm

## PEDAL BINS - CIRCULAR

	MODEL	SURFACE		RECESSED	MATERIAL / FINISH				CAPACITY					SUITABLE FOR				
		Self-closing lid	Open		White epoxy steel	Black epoxy steel	Bright-finish 304 stainless steel	Satin-finish 304 stainless steel	80-120 l	65 l	40 l	25 l	14 l	5,4 l	Offices, official organizations, schools or equivalent	Hospitals, health care centres, hotels	Airports, shopping centres or equivalent	Gyms, sports centres
	PP0080	●			●				●						●	●	●	
	PP0080C	●					●		●						●	●	●	●
	PP0080CS	●						●	●						●	●	●	●
	PP0065	●			●					●					●	●	●	
	PP0065C	●					●			●					●	●	●	●
	PP0065CS	●						●		●					●	●	●	●
	PP1080		●		●				●						●	●	●	
	PP1080C		●				●		●						●	●	●	●
	PP1080CS		●					●	●						●	●	●	●
	PP1065		●		●					●					●	●	●	
	PP1065C		●				●			●					●	●	●	●
	PP1065CS		●					●		●					●	●	●	●
	PPA2279 / PPA4279		●		●						●	●			●	●	●	●
	PPA2279C / PPA4279C		●				●				●	●			●	●	●	●
	PPA2279CS / PPA4279CS		●					●		●	●			●	●	●	●	
	PPA2279B / PPA4279B		●			●				●	●			●	●	●	●	
	PPE0010CS	●		●				●				●		●	●	●	●	
	PPE0035CS	●		●				●				●		●	●	●	●	



## WASTE BINS AND OTHER CONTAINERS: TABLE OF OTHER BINS

	MODEL	LID OPENING		MATERIAL / FINISH					
		Pedal operation	Manual	Black/White epoxy steel	Bright-finish AISI 304 stainless steel	Satin-finish 304 epoxy stainless steel	White steel	Bright-finish AISI 430 / 410 stainless steel	Satin-finish AISI 430 / 410 stainless steel
	PP0006 / B		●	●					
	PP0006C		●		●				
	PP0006CS		●			●			
	PP1206	●					●		
	PP1206C	●						●	
	PP1206CS	●							●
	PP1214	●					●		
	PP1214C	●						●	
	PP1214CS	●							●
	PP1303	●					●		
	PP1303C	●						●	
	PP1303CS	●							●
	PP1305	●					●		
	PP1305C	●						●	
	PP1305CS	●							●
	PP1312	●					●		
	PP1312C	●						●	
	PP1312CS	●							●
	PP1321	●					●		
	PP1321C	●						●	
	PP1321CS								●

## WASTE BINS AND OTHER CONTAINERS: TABLE OF OTHER BINS


CAPACITY					SUITABLE FOR				MODEL
20 l	12 l	6 l	5 l	3 l	Universities, schools, offices, official organizations	Hospitals, health care centres, care homes	Airports, terminals, transport and shopping centres	Gyms, sports centres	
		●			●	●	●		PP0006 / B
		●			●	●	●	●	PP0006C
		●			●	●	●	●	PP0006CS
		●			●	●	●		PP1206
		●			●	●	●	●	PP1206C
		●			●	●	●	●	PP1206CS
	●				●	●	●		PP1214
	●				●	●	●	●	PP1214C
	●				●	●		●	PP1214CS
				●	●	●	●		PP1303
				●	●	●	●	●	PP1303C
				●	●	●	●	●	PP1303CS
			●		●	●	●		PP1305
			●		●	●	●	●	PP1305C
			●		●	●	●	●	PP1305CS
	●				●	●	●		PP1312
	●				●	●	●	●	PP1312C
	●				●	●	●	●	PP1312CS
●					●	●	●		PP1321
●					●	●	●	●	PP1321C
●					●	●	●	●	PP1321CS




08

Stronger  
together

**COMBINED UNITS**







Multiple solutions in bathroom equipment for communal use in the same space.

## WASH AND DRY UNITS AND COMBINED UNITS

- » Elegantly and robustly designed multi-use cabinets, manufactured in AISI 304 stainless steel that combine paper towel dispensers, waste bins and high-performance hand dryers.
- » Perfect for installation in high-traffic areas such as airports, shopping centres, gyms, etc.
- » Front-loading paper towel dispensers with large-capacity waste bins.

# Combined units

PAPER TOWEL DISPENSER  
+ HAND DRYER  
+ WASTE BIN



**DTES0040CS**

Paper towel dispenser capacity:  
300-500 C/Z fold paper towels  
Bin capacity: 24 l

MATERIAL: AISI 304 stainless steel  
FINISH: satin



**NEW**

**DTES0060CS**

Paper towel dispenser capacity:  
500-600 C/Z fold paper towels  
Bin capacity: 23 l

MATERIAL: AISI 304 stainless steel  
FINISH: satin



**KT0040CS**

Optional frame for wall mounting.  
Models DTES0040CS and  
DTES0060CS

MATERIAL: AISI 304 stainless steel  
FINISH: satin

## COMPONENTS AND MATERIALS DTES0040CS · DTES0060CS · KT0040CS

Fully welded structure.

Two hinged doors and front lock with key supplied to simplify paper refilling and bin emptying processes.

Tray with a trimmed edge to dispense the paper towel without tearing.

Suitable for C-fold and Z-fold paper towels.

Removable inner container made of AISI 304 stainless steel for emptying the contents.

Two locks with key to protect against vandalism.

### DTES0040CS

- Includes a Saniflow dryer.


### DTES0060CS

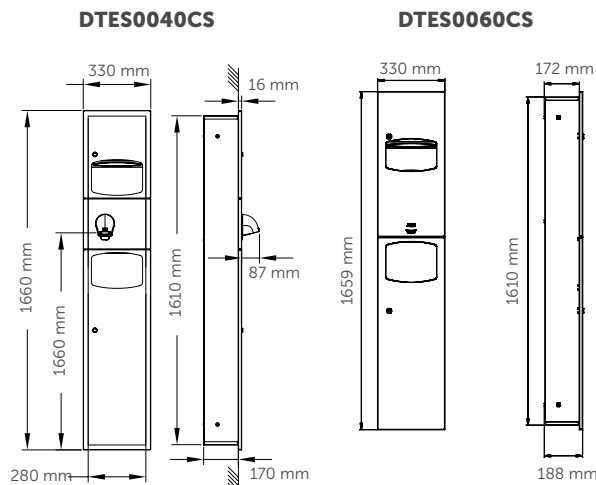
- Includes a Junior Plus dryer.

### KT0040CS

- Optional wall-mounting frame for the models DTES0040CS and DTES0060CS.
- Dimensions: 1,615 x 330 x 172 mm.

## TECHNICAL SPECIFICATIONS DTES0040CS · DTES0060CS · KT0040CS

DTES0040CS · DTES0060CS		
Door thickness	1.2 mm	
Thickness of main body and paper tray	0.8 mm	
C/Z fold paper towel	300–500 / 500–600 units	
Paper towel max.	100 x 260 mm	
Thickness of inner container	0.5 mm	
Inner container capacity	24 l	23 l
Voltage	220–240 V	
Frequency	50/60 Hz	
Electrical insulation	Class I	Class II
Power consumption	10 A	7 A
Total power	2,250 W	1,640 W
Air speed	100 km/h	50 km/h
Air temperature	50 °C	57 °C
d = 10 cm and ambient temp. = 21 °C		
Sound pressure (at 2 m)	68 dBA	57 dBA
Recom. installation height	1,700–1,800 mm to highest point	
Recom. installation height 	1,600 mm to highest point	



# Combined units

## PAPER TOWEL DISPENSER + WASTE BIN




**DTE0050CS**  
recessed



Paper towel dispenser capacity:  
600-800 C/Z fold paper towels  
Bin capacity: 12.5 l

MATERIAL: AISI 304 stainless steel  
FINISH: satin




**DTE0010CS**  
recessed



Paper towel dispenser capacity:  
600-800 C/Z fold paper towels  
Bin capacity: 26.5 l

MATERIAL: AISI 304 stainless steel  
FINISH: satin



**DTE0030CS**  
recessed



Paper towel dispenser capacity:  
400-600 C/Z fold paper towels  
Bin capacity: 7.6 l

**KT0030CS**  
surface-mounting frame

MATERIAL: AISI 304 stainless steel  
FINISH: satin

### COMPONENTS AND MATERIALS

#### DTE0050CS · DTE0010CS · DTE0030CS · KT0030CS

Fully welded structure.

Door fixed to the body with a hinge.

The geometry of the outlet minimises paper towel breakage.

Suitable for C-fold and Z-fold paper towels.

Opening with security key.

#### DTE0050CS

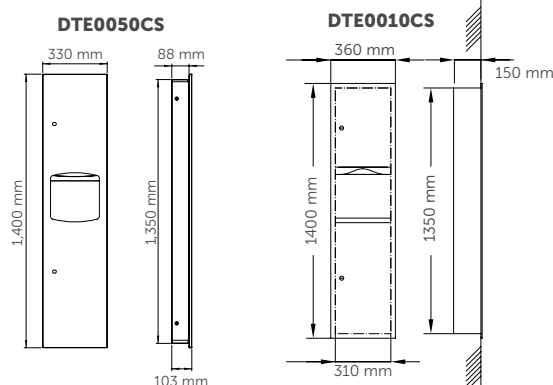
- Interior container in AISI 304 stainless steel, which can be removed to empty the contents.

#### DTE0010CS · DTE0030CS

- Removable inner container made of thermoplastic, anti-drip.
- Doors fixed to the body with piano hinges and safety stop.

#### KT0030CS

- Optional wall-mounting frame for model DTE0030CS.
- Dimensions: 711 x 356 x 108 mm.



### TECHNICAL SPECIFICATIONS

#### DTE0050CS · DTE0010CS · DTE0030CS · KT0030CS

#### DTE0050CS

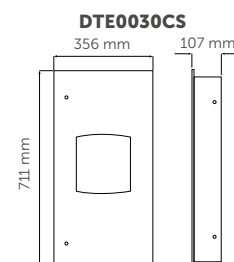
C/Z fold towels	600-800 units
Towels	100 x 260 mm max.
Recom. installation height	1,700-1,880 mm to upper point
Recom. installation height	1,545 mm to upper point
Door thickness	1.2 mm
Thickness of cover, body, waste bin and towel dispenser	0.8 mm
Bin capacity	12.5 l
Weight (empty)	12.6 kg

#### DTE0010CS




Door thickness	0.8 mm
Weight (empty)	13.6 kg
Bin capacity	26.5 l
C-fold towel capacity	600 units
Z-fold towel capacity	800 units
Recom. installation height	1,700-1,800 mm to upper point
Recom. installation height	1,520 mm to upper point

#### DTE0030CS

Door thickness	0.8 mm
Weight (empty)	9.7 kg
Bin capacity	7.6 l
Folded towel capacity	400 units
Multi-fold towel capacity	600 units
Recom. installation height	1,700-1,800 mm to upper point
Recom. installation height	1,545 mm to upper point



COMBINED UNITS: TABLE

	MODEL	MATERIAL / FINISH	COMPONENTS OF THE UNIT					RECESSED	PAPER TOWEL DISPENSER CAPACITY			BIN CAPACITY					ADA/JUNE	MODEL
			Satin-finish AISI 304 stainless steel	Optima® Dryer	Saniflow® Dryer	C/Z fold paper towel dispenser	Waste bin		Vertical	600-800 C/Z	300-500 C/Z	400-600 C/Z	26.5 l	24 l	23 l	12.5 l		
	DTES0040CS	•		•	•	•	•		•		•					•	DTES0040CS	
	DTES0060CS	•	•		•	•	•		•			•				•	DTES0060CS	
	KT0040CS	•															KT0040CS	
	DTE0010CS	•			•	•	•	•			•					•	DTE0010CS	
	DTE0030CS	•			•	•	•					•		•	•		DTE0030CS	
	KT0030CS	•															KT0030CS	
	DTE0050CS	•			•	•	•	•				•	•		•		DTE0050CS	



09

Down to the  
smallest detail

**BATHROOM ACCESSORIES**



Bathroom accessories that improve the functionality of the facility, extend its features, increase comfort and, at the same time, enhance its attractiveness.



## BATHROOM ACCESSORIES

- » A wide selection of towel rails, shelves, soap dishes, toilet roll holders, toilet brush sets, robe hooks, tissue dispensers, etc., manufactured in various materials (stainless steel, chrome-plated brass, etc.) and in different finishes (black, bright, satin, etc.), with a seal of quality for the bathroom.
- » Six different lines of bathroom accessories (Aura, Harmonia, Medinox, Medisteel, Medicolor and Medicrom).
- » Highly versatile and functional bathroom accessory lines, designed to be adapted to any space and need.

# Bathroom accessories

AURA SERIES

**NEW**



**AI1323C**  
Towel shelf with bar

MATERIAL: AISI 304 st. steel  
FINISH: bright

**AI1323CS**  
Towel shelf with bar

MATERIAL: AISI 304 st. steel  
FINISH: satin

**AI1323B**  
Towel shelf with bar

MATERIAL: AISI 304 st. steel  
FINISH: black

**NEW**



**AI1311C**  
Double towel rail

MATERIAL: AISI 304 st. steel  
FINISH: bright

**AI1311CS**  
Double towel rail

MATERIAL: AISI 304 st. steel  
FINISH: satin

**AI1311B**  
Double towel rail

MATERIAL: AISI 304 st. steel  
FINISH: black

**NEW**



**AI1313C**  
Towel rail

MATERIAL: AISI 304 st. steel  
FINISH: bright

**AI1313CS**  
Towel rail

MATERIAL: AISI 304 st. steel  
FINISH: satin

**AI1313B**  
Towel rail

MATERIAL: AISI 304 st. steel  
FINISH: black

## COMPONENTS AND MATERIALS

**AI1323C · AI1323CS · AI1323B · AI1311C  
AI1311CS · AI1311B · AI1313C · AI1313CS · AI1313B**

Cylindrical wall anchors.

Hidden wall mounting system.

They come with stainless steel hardware for brick walls supplied.

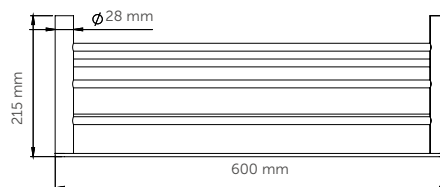
**AI1323C · AI1323CS · AI1323B**

- 4 cylindrical wall anchors.

## TECHNICAL SPECIFICATIONS

**AI1323C · AI1323CS · AI1323B · AI1311C  
AI1311CS · AI1311B · AI1313C · AI1313CS · AI1313B**


**AI1323C · AI1323CS · AI1323B**



**AI1313C · AI1313CS · AI1313B**



**AI1311C · AI1311CS · AI1311B**





# Bathroom accessories

AURA SERIES

**NEW**




**AI2004C**  
Double roll holder with shelf  
MATERIAL: AISI 304 st. steel  
FINISH: bright

**AI2004CS**  
Double roll holder with shelf  
MATERIAL: AISI 304 st. steel  
FINISH: satin

**AI2004B**  
double roll holder with shelf  
MATERIAL: AISI 304 st. steel  
FINISH: black

**NEW**



**AI2003C**  
Roll holder with shelf  
MATERIAL: AISI 304 st. steel  
FINISH: bright

**AI2003CS**  
Roll holder with shelf  
MATERIAL: AISI 304 st. steel  
FINISH: satin

**AI2003B**  
Roll holder with shelf  
MATERIAL: AISI 304 st. steel  
FINISH: black

**NEW**



**AI1321C**  
Roll holders  
MATERIAL: AISI 304 st. steel  
FINISH: bright

**AI1321CS**  
Roll holders  
MATERIAL: AISI 304 st. steel  
FINISH: satin

**AI1321B**  
Roll holders  
MATERIAL: AISI 304 st. steel  
FINISH: black

## COMPONENTS AND MATERIALS

**AI2004C · AI2004CS · AI2004B · AI2003C  
AI2003CS · AI2003B · AI1321C · AI1321CS · AI1321B**

Suitable for most sizes of toilet rolls.

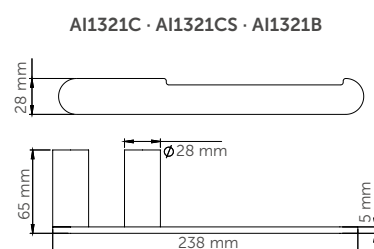
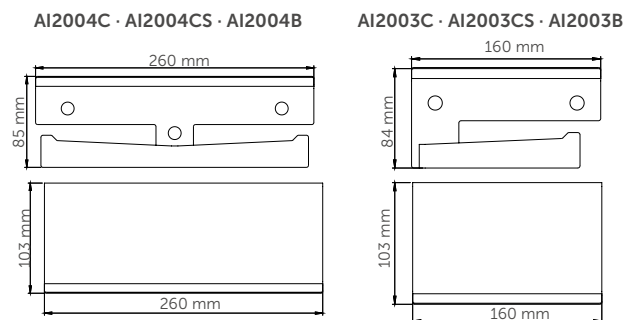
They come with stainless steel hardware for brick walls.

**AI2004C · AI2004CS · AI2004B  
AI2003C · AI2003CS · AI2003B**

Shelf to hold mobile phones or other small objects.

## TECHNICAL SPECIFICATIONS

**AI2004C · AI2004CS · AI2004B · AI2003C  
AI2003CS · AI2003B · AI1321C · AI1321CS · AI1321B**



# Bathroom accessories

AURA SERIES

**NEW**



**AI2318C**  
Double robe hook  
MATERIAL: AISI 304 st. steel  
FINISH: bright

**AI2318CS**  
Double robe hook  
MATERIAL: AISI 304 st. steel  
FINISH: satin

**AI2318B**  
Double robe hook  
MATERIAL: AISI 304 st. steel  
FINISH: black

**NEW**



**AI1318C**  
Robe hook  
MATERIAL: AISI 304 st. steel  
FINISH: bright

**AI1318CS**  
Robe hook  
MATERIAL: AISI 304 st. steel  
FINISH: satin

**AI1318B**  
Robe hook  
MATERIAL: AISI 304 st. steel  
FINISH: black

**NEW**



**ES1002C**  
Toilet brush set  
MATERIAL: AISI 304 st. steel  
FINISH: bright

**ES1002CS**  
Toilet brush set  
MATERIAL: AISI 304 st. steel  
FINISH: satin

**ES1002B**  
Toilet brush set  
MATERIAL: AISI 304 st. steel  
FINISH: black

## COMPONENTS AND MATERIALS

**AI2318C · AI2318CS · AI2318B · AI1318C  
AI1318CS · AI1318B · ES1002C · ES1002CS · ES1002B**

**AI2318C · AI2318CS · AI2318B  
AI1318C · AI1318CS · AI1318B**

Wall anchors with concealed mounting.

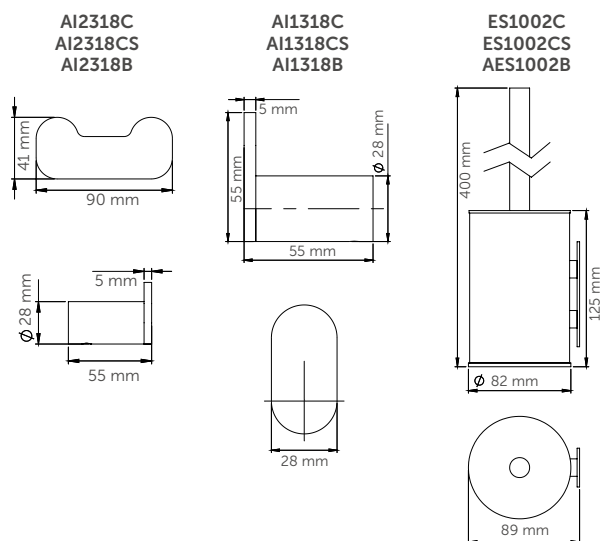
They come with stainless steel hardware for brick walls.

**ES1002C · ES1002CS · ES1002B**

- The handle of the toilet brush is 27.5 cm in length which allows you to easily reach and clean the toilet bowl.
- It has a round lid with an airtight seal that protects your hands from stains and splashes.
- Long, soft and dense brush bristles protect the toilet from scratches.
- Easy-to-install wall mounting system.
- Stainless steel hardware for brick walls supplied.

## TECHNICAL SPECIFICATIONS

**AI2318C · AI2318CS · AI2318B · AI1318C  
AI1318CS · AI1318B · ES1002C · ES1002CS · ES1002B**



# Bathroom accessories

HARMONÍA SERIES

**NEW**



**AI1423C**  
Towel shelf with bar

MATERIAL: AISI 304 st. steel  
FINISH: bright

**AI1423CS**  
Towel shelf with bar

MATERIAL: AISI 304 st. steel  
FINISH: satin

**AI1423B**  
Towel shelf with bar

MATERIAL: AISI 304 st. steel  
FINISH: black

**NEW**



**AI1411C**  
Double towel rail

MATERIAL: AISI 304 st. steel  
FINISH: bright

**AI1411CS**  
Double towel rail

MATERIAL: AISI 304 st. steel  
FINISH: satin

**AI1411B**  
Double towel rail

MATERIAL: AISI 304 st. steel  
FINISH: black

**NEW**



**AI1413C**  
Towel rail

MATERIAL: AISI 304 st. steel  
FINISH: bright

**AI1413CS**  
Towel rail

MATERIAL: AISI 304 st. steel  
FINISH: satin

**AI1413B**  
Towel rail

MATERIAL: AISI 304 st. steel  
FINISH: black

## COMPONENTS AND MATERIALS

**AI13423C · AI1423CS · AI13423B · AI1411C  
AI1411CS · AI1411B · AI1413C · AI1413CS · AI1413B**

Rectangular wall anchors.

Concealed wall fixing system.

They come with stainless steel hardware for brick walls supplied.

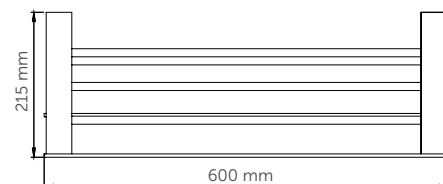
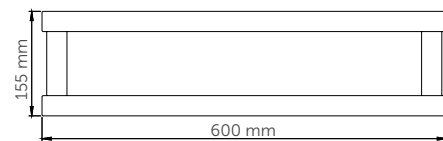
**AI1423C · AI1423CS · AI1423B**

- 4 rectangular wall anchors.


## TECHNICAL SPECIFICATIONS

**AI13423C · AI1423CS · AI13423B · AI1411C  
AI1411CS · AI1411B · AI1413C · AI1413CS · AI1413B**


AI1423C · AI1423CS · AI1423B



AI1413C · AI1413CS · AI1413B



AI1411C · AI1411CS · AI1411B



# Bathroom accessories

HARMONÍA SERIES

**NEW**



**AI2006C**  
Double roll holder with shelf  
MATERIAL: AISI 304 st. steel  
FINISH: bright

**AI2006CS**  
Double roll holder with shelf  
MATERIAL: AISI 304 st. steel  
FINISH: satin

**AI2006B**  
Double roll holder with shelf  
MATERIAL: AISI 304 st. steel  
FINISH: black

AI2006B

**NEW**



**AI2005C**  
Roll holder with shelf  
MATERIAL: AISI 304 st. steel  
FINISH: bright

**AI2005CS**  
Roll holder with shelf  
MATERIAL: AISI 304 st. steel  
FINISH: satin

**AI2005B**  
Roll holder with shelf  
MATERIAL: AISI 304 st. steel  
FINISH: black

AI2005B

**NEW**



**AI1421C**  
Roll holder  
MATERIAL: AISI 304 st. steel  
FINISH: bright

**AI1421CS**  
Roll holder  
MATERIAL: AISI 304 st. steel  
FINISH: satin

**AI1421B**  
Roll holder  
MATERIAL: AISI 304 st. steel  
FINISH: black

AI1421B

## COMPONENTS AND MATERIALS

**AI2006C · AI2006CS · AI2006B · AI2005C  
AI2005CS · AI2005B · AI1421C · AI1421CS · AI1421B**

Suitable for most sizes of toilet rolls.

They come with stainless steel hardware for brick walls supplied.

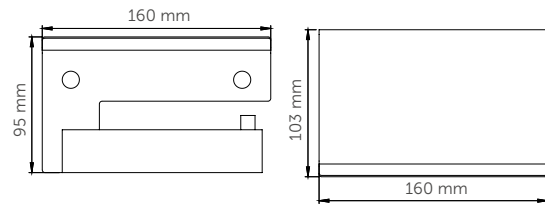
**AI2006C · AI2006CS · AI2006B  
AI2005C · AI2005CS · AI2005B**

- Shelf to hold mobile phones or other small objects.

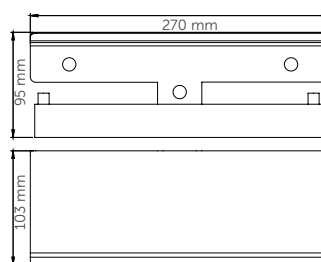
## TECHNICAL SPECIFICATIONS

**AI2006C · AI2006CS · AI2006B · AI2005C  
AI2005CS · AI2005B · AI1421C · AI1421CS · AI1421B**

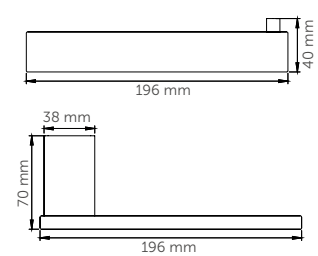
**AI2005C · AI2005CS · AI2005B**



**AI2006C · AI2006CS · AI2006B**



**AI1421C · AI1421CS · AI1421B**





# Bathroom accessories

HARMONÍA SERIES

NEW



AI2418B

## AI2418C

Double robe hook

MATERIAL: AISI 304 st. steel  
FINISH: bright

## AI2418CS

Double robe hook

MATERIAL: AISI 304 st. steel  
FINISH: satin

## AI2418B

Double robe hook

MATERIAL: AISI 304 st. steel  
FINISH: black



NEW



AI1418B

## AI1418C

Robe hook

MATERIAL: AISI 304 st. steel  
FINISH: bright

## AI1418CS

Robe hook

MATERIAL: AISI 304 st. steel  
FINISH: satin

## AI1418B

Robe hook

MATERIAL: AISI 304 st. steel  
FINISH: black



NEW



ES1003B

## ES1003C

Toilet brush set

MATERIAL: AISI 304 st. steel  
FINISH: bright

## ES1003CS

Toilet brush set

MATERIAL: AISI 304 st. steel  
FINISH: satin

## ES1003B

Toilet brush set

MATERIAL: AISI 304 st. steel  
FINISH: black



### COMPONENTS AND MATERIALS

AI2418C · AI2418CS · AI2418B · AI1418C  
AI1418CS · AI1418B · ES1003C · ES1003CS · ES1003B

AI2418C · AI2418CS · AI2418B  
AI1418C · AI1418CS · AI1418B

Wall anchors with concealed mounting.

Stainless steel hardware for brick walls supplied.

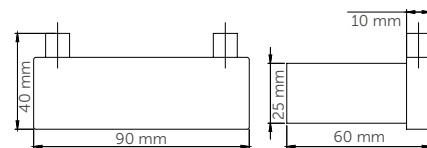
### ES1003C · ES1003CS · ES1003B

- The handle of the toilet brush is 28 cm in length which allows you to easily reach and clean the toilet bowl.
- It has a square lid with an airtight seal that protects your hands from stains and splashes.
- Long, soft and dense brush bristles protect the toilet from scratches.
- Easy-to-install wall mounting system.
- Comes with stainless steel hardware for fixing it to a brick wall.

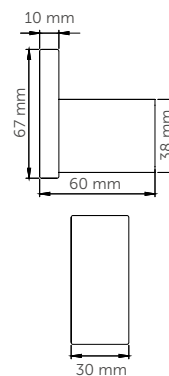
### TECHNICAL SPECIFICATIONS

AI2418C · AI2418CS · AI2418B · AI1418C  
AI1418CS · AI1418B · ES1003C · ES1003CS · ES1003B

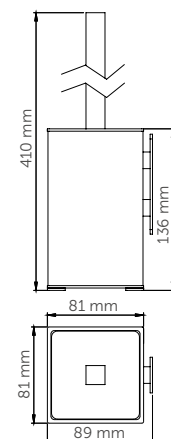
AI2418C · AI2418CS · AI2418B



AI1418C · AI1418CS · AI1418B



AI1003C · AI1003CS · AI1003B



# Bathroom accessories

MEDINOX SERIES



**AI0040C**  
Towel shelf with bar  
MATERIAL: AISI 304 st. steel  
FINISH: bright

**AI0040CS**  
Towel shelf with bar  
MATERIAL: AISI 304 st. steel  
FINISH: satin



**AI0030C**  
Double towel rail  
MATERIAL: AISI 304 st. steel  
FINISH: bright

**AI0030CS**  
Double towel rail  
MATERIAL: AISI 304 st. steel  
FINISH: satin



**AI0020C**  
Towel rail  
MATERIAL: AISI 304 st. steel  
FINISH: bright

**AI0020CS**  
Towel rail  
MATERIAL: AISI 304 st. steel  
FINISH: satin

## COMPONENTS AND MATERIALS

**AI0040C · AI0040CS · AI0030C  
AI0030CS · AI0020C · AI0020CS**

Wall anchors with concealed mounting.

**AI0040C / CS · AI0030C / CS · AI0020C / CS**

- Cylindrical tube rails.

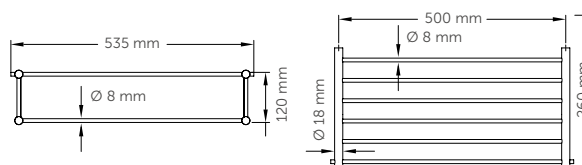
**AI0040C · AI0040CS**

- Shelf with 6 cylindrical tubes.

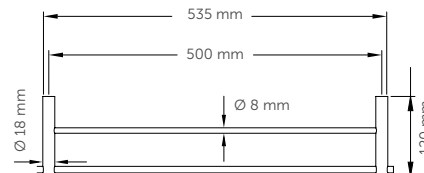
## TECHNICAL SPECIFICATIONS

**AI0040C · AI0040CS · AI0030C  
AI0030CS · AI0020C · AI0020CS**

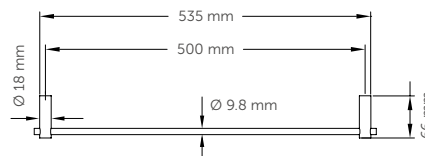
**AI0040C · AI0040CS**



**AI0030C · AI0030CS**



**AI0020C · AI0020CS**



# Bathroom accessories

MEDINOX SERIES



**AI0090C**  
Towel rail

MATERIAL: AISI 304 st. steel  
FINISH: bright



**AI0090CS**  
Towel rail

MATERIAL: AISI 304 st. steel  
FINISH: satin



**AI0110C**  
Towel rail

MATERIAL: AISI 304 st. steel  
FINISH: bright



**AI0110CS**  
Towel rail

MATERIAL: AISI 304 st. steel  
FINISH: satin



**AI0060C**  
Shelf

MATERIAL: AISI 304 st. steel  
FINISH: bright



**AI0060CS**  
Shelf

MATERIAL: AISI 304 st. steel  
FINISH: satin

## COMPONENTS AND MATERIALS

**AI0090C · AI0090CS · AI0110C  
AI0110CS · AI0060C · AI0060CS**

Wall anchors with concealed mounting.

**AI0090C · AI0090CS · AI0110C · AI0110CS**

- Cylindrical tube hanger.

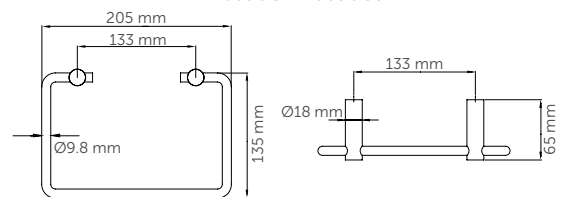
**AI0060C · AI0060CS**

- One-piece shelf, 0.8 mm thick, with rounded corners.
- Cylindrical tube rail.

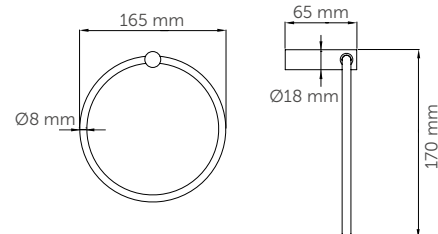
## TECHNICAL SPECIFICATIONS

**AI0090C · AI0090CS · AI0110  
AI0110CS · AI0060C · AI0060CS**

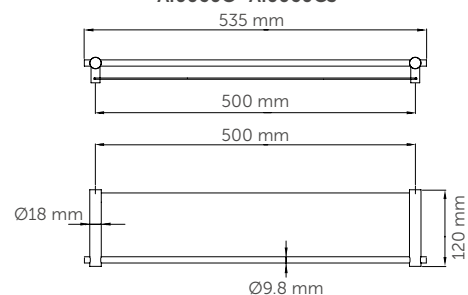
**AI0090C · AI0090CS**



**AI0110C · AI0110CS**



**AI0060C · AI0060CS**



# Bathroom accessories

MEDINOX SERIES



**AI0140C**  
Soap basket

MATERIAL: AISI 304 st. steel  
FINISH: **bright**

**AI0140CS**  
Soap basket

MATERIAL: AISI 304 st. steel  
FINISH: **satin**



**AI0160C**  
Soap basket

MATERIAL: AISI 304 st. steel  
FINISH: **bright**

**AI0160CS**  
Soap basket

MATERIAL: AISI 304 st. steel  
FINISH: **satin**



**AI0050C**  
Soap dish

MATERIAL: AISI 304 st. steel  
FINISH: **bright**

**AI0050CS**  
Soap dish

MATERIAL: AISI 304 st. steel  
FINISH: **satin**

## COMPONENTS AND MATERIALS

**AI0140C · AI0140CS · AI0160  
AI0160CS · AI0050C · AI0050CS**

Wall anchors with concealed mounting.

**AI0140C · AI0140CS · AI0160C · AI0160CS**

- Tray of 5 cylindrical rods.

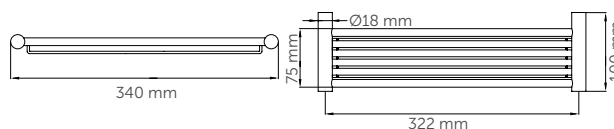
**AI0050C · AI0050CS**

- One-piece tray, 0.8 mm thick, with rounded corners.

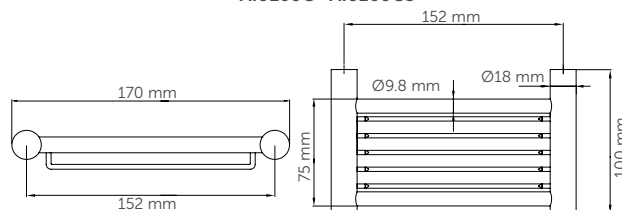
## TECHNICAL SPECIFICATIONS

**AI0140C · AI0140CS · AI0160C  
AI0160CS · AI0050C · AI0050CS**

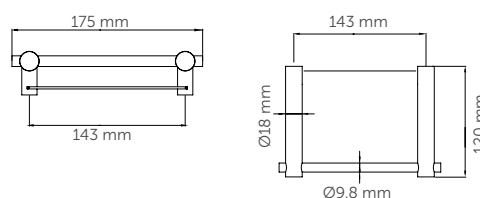
**AI0140C · AI0140CS**



**AI0160C · AI0160CS**



**AI0050C · AI0050CS**





# Bathroom accessories

MEDINOX SERIES



**AI0080C**  
Roll holder with cover



MATERIAL: AISI 304 st. steel  
FINISH: bright

**AI0080CS**  
Roll holder with cover

MATERIAL: AISI 304 st. steel  
FINISH: satin



**AI0070C**  
Roll holders



MATERIAL: AISI 304 st. steel  
FINISH: bright

**AI0070CS**  
Roll holders

MATERIAL: AISI 304 st. steel  
FINISH: satin



**AI0100C**  
Spare roll holder



MATERIAL: AISI 304 st. steel  
FINISH: bright

**AI0100CS**  
Spare roll holder

MATERIAL: AISI 304 st. steel  
FINISH: satin

## COMPONENTS AND MATERIALS

AI0080C · AI0080CS · AI0070C  
AI0070CS · AI0100C · AI0100CS

- Wall anchors with concealed mounting.

AI0080C / CS · AI0070C / CS · AI0100C / CS

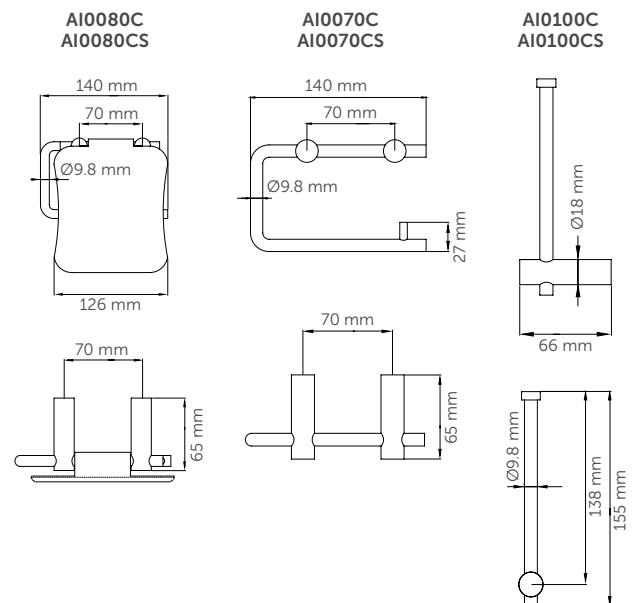
- Cylindrical tube shaft.

AI0080C · AI0080CS

- One-piece cover, 0.8 mm thick.

## TECHNICAL SPECIFICATIONS

AI0080C · AI0080CS · AI0070C  
AI0070CS · AI0100C · AI0100CS



# Bathroom accessories

MEDINOX SERIES



**ES0965C**  
Toilet brush set

MATERIAL: **AISI 304 st. steel**  
FINISH: **bright**

**ES0965CS**  
Toilet brush set

MATERIAL: **AISI 304 st. steel**  
FINISH: **satin**



**AI0010C**  
Robe hook

MATERIAL: **AISI 304 st. steel**  
FINISH: **bright**

**AI0010CS**  
Robe hook

MATERIAL: **AISI 304 st. steel**  
FINISH: **satin**

## COMPONENTS AND MATERIALS

ES0965C · ES0965CS · AI0010C · AI0010CS

### ES0965C · ES0965CS

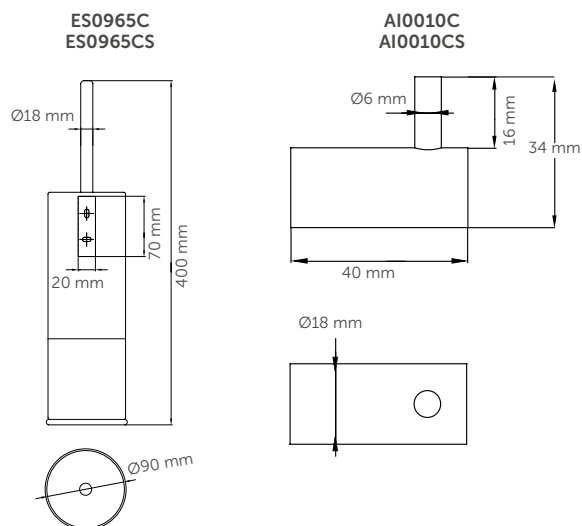
- Sisal fibre brush.
- Assembly plate for fixing to the wall.

### AI0010C · AI0010CS

- Wall anchor with concealed mounting.

## TECHNICAL SPECIFICATIONS

ES0965C · ES0965CS · AI0010C · AI0010CS



# Bathroom accessories

MEDISTEEL SERIES



**AI0710C**  
Towel shelf with bar



MATERIAL: AISI 304 st. steel  
FINISH: bright

**AI0710CS**  
Towel shelf with bar

MATERIAL: AISI 304 st. steel  
FINISH: satin



**AI0184C**  
Towel rail



MATERIAL: AISI 304 st. steel  
FINISH: bright

**AI0184CS**  
Towel rail  
MATERIAL: AISI 304 st. steel  
FINISH: satin

OPTIONAL

**AI0184B**  
Towel rail  
UPON REQUEST  
MATERIAL: AISI 304 st. steel  
FINISH: matte black



**AI0115C**  
Towel rail



MATERIAL: AISI 304 st. steel  
FINISH: bright

**AI0115CS**  
Towel rail  
MATERIAL: AISI 304 st. steel  
FINISH: satin

OPTIONAL

**AI0115B**  
Towel rail  
UPON REQUEST  
MATERIAL: AISI 304 st. steel  
FINISH: matte black

## COMPONENTS AND MATERIALS

AI0710C · AI0710CS · AI0184C · AI0184CS  
AI010184B · AI0115C · AI0115CS · AI0115B

AI0710C / CS · AI0184C / CS · AI0115C / CS

- Wall anchor with snap flange cover.

AI0710C · AI0710CS

- Shelf made up of 4 cylindrical tubes.
- Cylindrical rail.

AI0184C · AI0184CS · AI010184B

- Cylindrical tube rail.

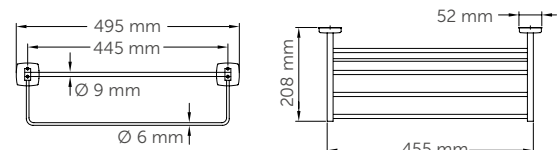
AI0115C · AI0115CS · AI0115B

- Cylindrical tube hanger.

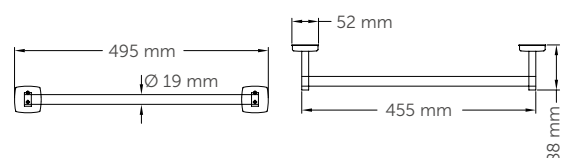
## TECHNICAL SPECIFICATIONS

AI0710C · AI0710CS · AI0184C · AI0184CS  
AI010184B · AI0115C · AI0115CS · AI0115B

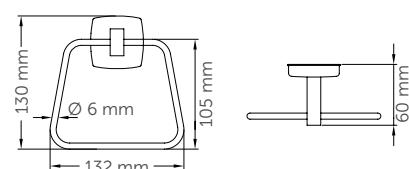
AI0710C · AI0710CS



AI0184C · AI0184CS · AI010184B



AI0115C · AI0115CS · AI0115B



# Bathroom accessories

MEDISTEEL SERIES



**AI0720C**  
Shelf

MATERIAL: AISI 304 st. steel  
FINISH: bright

**AI0720CS**  
Shelf

MATERIAL: AISI 304 st. steel  
FINISH: satin

**OPTIONAL AI0720B**  
Shelf  
UPON REQUEST  
MATERIAL: AISI 304 st. steel  
FINISH: matte black



**AI0118C**  
Soap dish

MATERIAL: AISI 304 st. steel  
FINISH: bright

**AI0118CS**  
Soap dish

MATERIAL: AISI 304 st. steel  
FINISH: satin

**OPTIONAL AI0118B**  
Soap dish  
UPON REQUEST  
MATERIAL: AISI 304 st. steel  
FINISH: matte black



**AI0985C**  
Tissue dispenser

MATERIAL: AISI 304 st. steel  
FINISH: bright

**AI0985CS**  
Tissue dispenser

MATERIAL: AISI 304 st. steel  
FINISH: satin

**OPTIONAL AI0985B**  
Tissue dispenser  
UPON REQUEST  
MATERIAL: AISI 304 st. steel  
FINISH: matte black

## COMPONENTS AND MATERIALS

AI0720C · AI0720CS · AI0720B · AI0118C · AI0118CS  
AI0118B · AI0985C · AI0985CS · AI0985B

### AI0720C · AI0720CS · AI0720B

- One-piece shelf, 0.8 mm thick, with rounded corners.
- Wall anchor with snap flange cover.

### AI0118C · AI0118CS · AI0118B

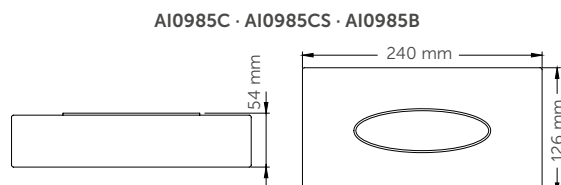
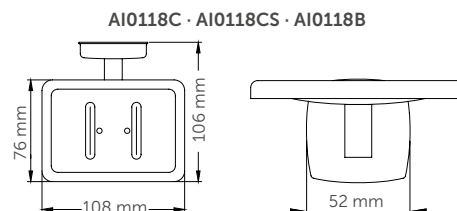
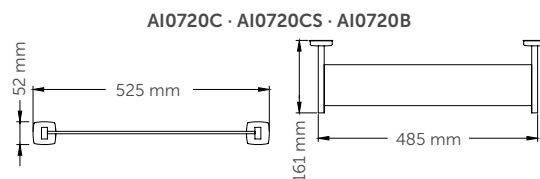
- Tray with 2 channels for holding the bar of soap and 2 drainage holes.
- Wall anchor with snap flange cover.

### AI0985C · AI0985CS · AI0985B

- Hidden lock for refilling.

## TECHNICAL SPECIFICATIONS

AI0720C · AI0720CS · AI0720B · AI0118C · AI0118CS  
AI0118B · AI0985C · AI0985CS · AI0985B



# Bathroom accessories

MEDISTEEL SERIES



## AI0310C

Roll holder with cover



MATERIAL: AISI 304 st. steel  
FINISH: bright

## AI0310CS

Roll holder with cover

MATERIAL: AISI 304 st. steel  
FINISH: satin

**OPTIONAL** AI0310B  
Roll holder with cover  
**UPON REQUEST**  
MATERIAL: AISI 304 st. steel  
FINISH: matte black



## AIE310C

Roll holder with cover, recessed



MATERIAL: AISI 304 st. steel  
FINISH: bright

## AIE310CS

Roll holder with cover, recessed

MATERIAL: AISI 304 st. steel  
FINISH: satin



## AI0320C

Double roll holder with cover



MATERIAL: AISI 304 st. steel  
FINISH: bright

## AI0320CS

Double roll holder with cover

MATERIAL: AISI 304 st. steel  
FINISH: satin

**OPTIONAL** AI0320B  
Double roll holder with cover  
**UPON REQUEST**  
MATERIAL: AISI 304 st. steel  
FINISH: matte black



## AIE320C

Double roll holder with cover, recessed



MATERIAL: AISI 304 st. steel  
FINISH: bright

## AIE320CS

Double roll holder with cover, recessed

MATERIAL: AISI 304 st. steel  
FINISH: satin

### COMPONENTS AND MATERIALS

AI0310C · AI0310CS · AI0310B · AIE310C · AIE310CS  
AI0320C · AI0320CS · AI0320B · AIE320C · AIE320CS

Single-piece body.

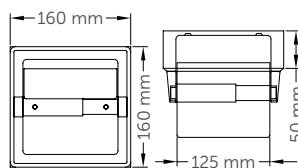
High-strength chromed plastic spindle.

Chrome-plated zamak spindle arms.

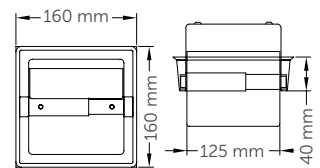
### TECHNICAL SPECIFICATIONS

AI0310C · AI0310CS · AI0310B · AIE310C · AIE310CS  
AI0320C · AI0320CS · AI0320B · AIE320C · AIE320CS

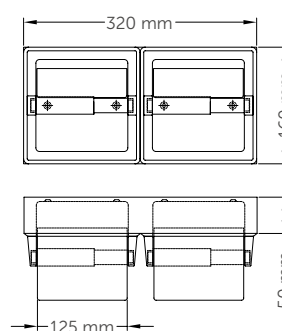
AI0310C · AI0310CS · AI0310B



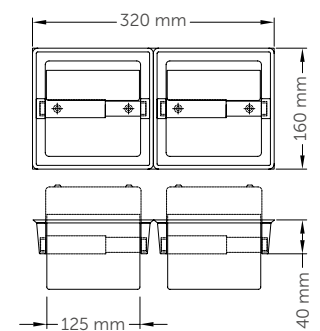
AIE310C · AIE310CS



AI0320C · AI0320CS · AI0320B



AIE320C · AIE320CS





# Bathroom accessories

MEDISTEEL SERIES



**AI0129C**  
Roll holder with cover

MATERIAL: **AISI 304 st. steel**  
FINISH: **bright**

**AI0129CS**  
Roll holder with cover

MATERIAL: **AISI 304 st. steel**  
FINISH: **satin**

**OPTIONAL AI0129B**  
Roll holder with cover  
**UPON REQUEST**

MATERIAL: **AISI 304 st. steel**  
FINISH: **matte black**



**AI0113C**  
Roll holders

MATERIAL: **AISI 304 st. steel**  
FINISH: **bright**

**AI0113CS**  
Roll holders

MATERIAL: **AISI 304 st. steel**  
FINISH: **satin**

**OPTIONAL AI0113B**  
Roll holders  
**UPON REQUEST**

MATERIAL: **AISI 304 st. steel**  
FINISH: **matte black**



**AI0968C**  
Spare roll holder

MATERIAL: **AISI 304 st. steel**  
FINISH: **bright**

**AI0968CS**  
Spare roll holder

MATERIAL: **AISI 304 st. steel**  
FINISH: **satin**

## COMPONENTS AND MATERIALS

**AI0129C · AI0129CS · AI0129B · AI0113C  
AI0113CS · AI0113B · AI0968C · AI0968CS**

### AI0129C · AI0129CS · AI0129B

- Single-piece body.
- White plastic spindle.

### AI0113C · AI0113CS · AI0113B

- Wall anchor with snap flange cover.
- Chromed plastic spindle.

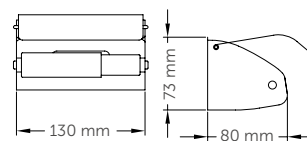
### AI0968C · AI0968CS

- Tube spindle with snap flange cover.
- Chromed plastic stop.

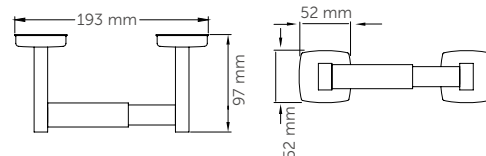
## TECHNICAL SPECIFICATIONS

**AI0129C · AI0129CS · AI0129B · AI0113C  
AI0113CS · AI0113B · AI0968C · AI0968CS**

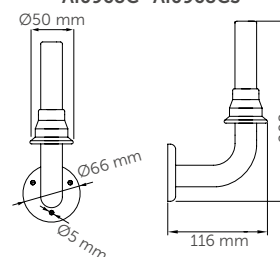
### AI0129C · AI0129CS · AI0129B



### AI0113C · AI0113CS · AI0113B




### AI0968C · AI0968CS



# Bathroom accessories

MEDISTEEL SERIES



**AI0036C**  
Double robe hook

MATERIAL: AISI 304 st. steel  
FINISH: bright

**AI0036CS**  
Double robe hook

MATERIAL: AISI 304 st. steel  
FINISH: satin

**NEW AI0036B**  
Double robe hook  
UPON REQUEST  
MATERIAL: AISI 304 st. steel  
FINISH: matte black



**AI0033C**  
Robe hook

MATERIAL: AISI 304 st. steel  
FINISH: bright

**AI0033CS**  
Robe hook

MATERIAL: AISI 304 st. steel  
FINISH: satin

**NEW AI0033B**  
Robe hook  
UPON REQUEST  
MATERIAL: AISI 304 st. steel  
FINISH: matte black



**ES0968C**  
Toilet brush set

MATERIAL: AISI 304 st. steel  
FINISH: bright

**ES0968CS**  
Toilet brush set

MATERIAL: AISI 304 st. steel  
FINISH: satin

## COMPONENTS AND MATERIALS

AI0036C · AI0036CS · AI0033C · AI0033CS  
AI0036B · ES0968C · ES0968CS · AI0033B

AI0036C · AI0036CS · AI0033C · AI0033CS · AI0036B

- Wall anchor with snap flange cover.

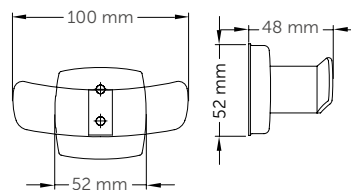
ES0968C · ES0968CS · AI0033B

- Sisal fibre brush.
- Assembly plate to the wal fixing.

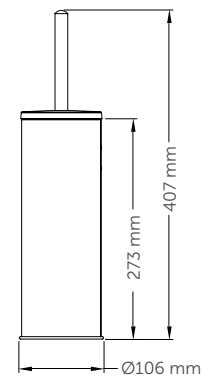
## TECHNICAL SPECIFICATIONS

AI0036C · AI0036CS · AI0033C · AI0033CS  
AI0036B · ES0968C · ES0968CS · AI0033B

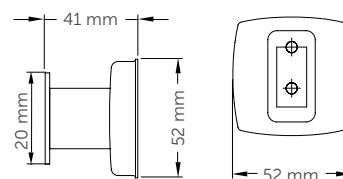
AI0036C · AI0036CS · AI0036B



ES0968C · ES0968CS



AI0033C · AI0033CS · AI0033B



# Bathroom accessories

MEDISTEEL SERIES



**AI0170C**  
Magnifying mirror

MATERIAL: **AISI 304 st. steel**  
FINISH: **bright**



**AI0910C**  
Retractable clothes line

MATERIAL: **AISI 304 st. steel**  
FINISH: **bright**



**PP0162C**  
Ashtray

MATERIAL: **AISI 304 st. steel**  
FINISH: **bright**

**PP0162CS**  
Ashtray

MATERIAL: **AISI 304 st. steel**  
FINISH: **satin**



**PP0104CS**  
Ashtray

MATERIAL: **AISI 304 st. steel**  
FINISH: **satin**

## COMPONENTS AND MATERIALS

**AI0170C · AI0910C**  
**PP0162C · PP0162CS · PP0104CS**

### AI070C

- Guide for height adjustment.
- Reversible mirror, normal and 3x magnification.
- Extendable double bracket, up to 410 mm.

### AI0910C

- Retaining wall anchor.
- Fixed to the wall with two screws.

### PP0162C · PP0162CS

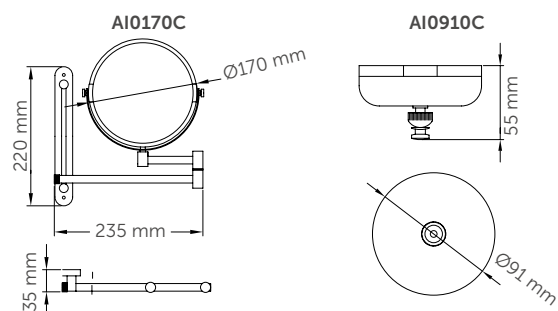
- Pivoting container that allows emptying without removing the frame. Fixed to the body by means of a hinge.

### PP0104CS

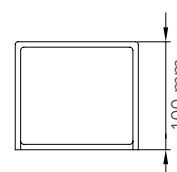
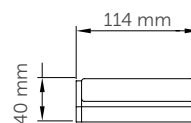
- Pull-out container for emptying.

## TECHNICAL SPECIFICATIONS

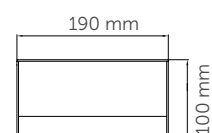
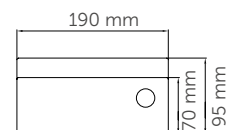
**AI0170C · AI0910C**  
**PP0162C · PP0162CS · PP0104CS**



### PP0162C · PP0162CS



### PP0104CS



# Bathroom accessories

MEDICROM SERIES



## COMPONENTS AND MATERIALS

AC0959C · AC0973C · AC0974C · AC0950C · AC0961C

AC0959C · AC0973C · AC0974C · AC0950C · AC0961C

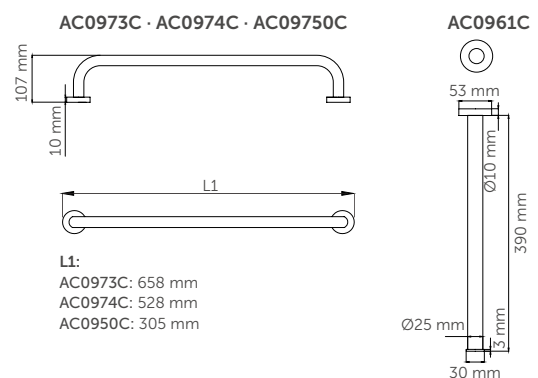
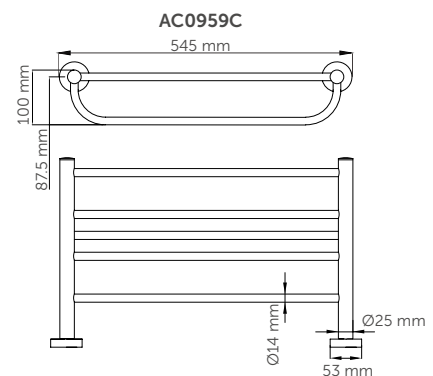
- Bar with snap flange cover.

AC0959C

- Shelf made up of 4 cylindrical tubes.

## TECHNICAL SPECIFICATIONS

AC0959C · AC0973C · AC0974C · AC0950C · AC0961C



# Bathroom accessories

MEDICROM SERIES



**AC0978C**  
Towel rail Ø200 mm

**AC0979C**  
Towel rail Ø170 mm

MATERIAL: **chrome-plated brass**  
FINISH: **bright**



**AC0956C**  
Grab bar

MATERIAL: **chrome-plated brass**  
FINISH: **bright**



**AC0957C**  
Grab bar with soap dish

MATERIAL: **chrome-plated brass**  
FINISH: **bright**

## COMPONENTS AND MATERIALS AC0978C · AC0979C · AC0956C · AC0957C

### AC0978C · AC0979C

- Wall anchor with snap flange cover.

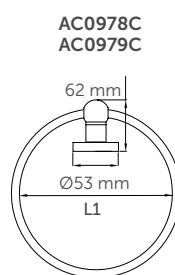
### AC0956C

- Bar with snap flange cover.

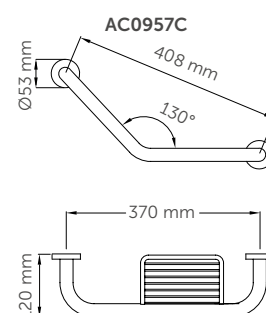
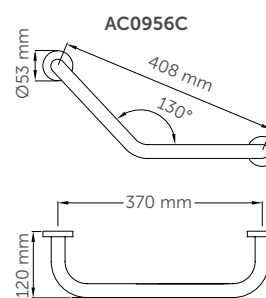
### AC0957C

- Bar with snap flange cover.
- Cylindrical rod tray.
- Chrome-plated with protection of 9.8 µm nickel and 0.3-0.4 µm chromium.

## TECHNICAL SPECIFICATIONS AC0978C · AC0979C · AC0956C · AC0957C



L1:  
AC0978C: Ø200 mm  
AC0979C: Ø170 mm





# Bathroom accessories

MEDICROM SERIES



**AC0962C**  
Soap dish  
175 x 107 mm

**AC0963C**  
Soap dish  
264 x 107 mm

MATERIAL: **chrome-plated brass**  
FINISH: **bright**



**AC0964C**  
Triangular soap basket

MATERIAL: **chrome-plated brass**  
FINISH: **bright**



**AC0780C**  
Shelf

MATERIAL: **chrome-plated brass/glass**  
FINISH: **bright**



**AC0083C**  
Tissue dispenser

MATERIAL: **chrome-plated brass**  
FINISH: **bright**

## COMPONENTS AND MATERIALS

**AC0962C · AC0963C · AC0964C · AC0780C · AC0083C**

**AC0962C · AC0963C · AC0964C · AC0780C · AC0083C**

- Chrome-plated with protection of 9.8 µm nickel and 0.3–0.4 µm chromium.

**AC0962C · AC0963C**

- Cylindrical rod tray.
- Wall anchor with snap flange cover.

**AC0964C**

- Cylindrical rod tray.

**AC0780C**

- Glass shelf.
- Wall anchor with snap flange cover.

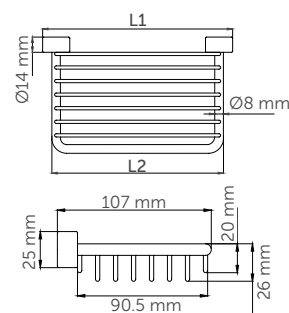
**AC0083C**

- Hidden lock for refilling.

## TECHNICAL SPECIFICATIONS

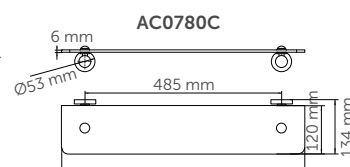
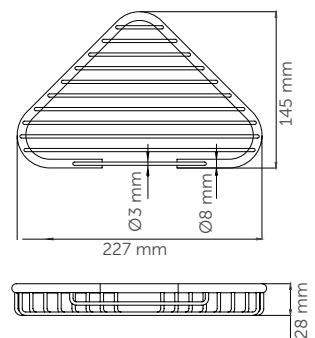
**AC0962C · AC0963C · AC0964C · AC0780C · AC0083C**

**AC0962C · AC0963C**

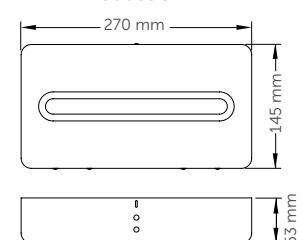


**L1:** AC0962C: 175 mm  
AC0963C: 264 mm  
**L2:** AC0962C: 158 mm  
AC0963C: 248 mm

**AC0964C**



**AC0083C**



# Bathroom accessories

MEDICROM SERIES



**AC0967C**  
Roll holder with cover

MATERIAL: **chrome-plated brass**  
FINISH: **bright**



**AC0970C**  
Spare roll holder

MATERIAL: **chrome-plated brass**  
FINISH: **bright**



**AC0966C**  
Robe hook

MATERIAL: **chrome-plated brass**  
FINISH: **bright**

## COMPONENTS AND MATERIALS AC0967C · AC0970C · AC0966C

### AC0967C

- Single-piece cover.
- White thermoplastic shaft.

### AC0970C

- Shaft with stopper.
- Wall anchor with snap flange cover.

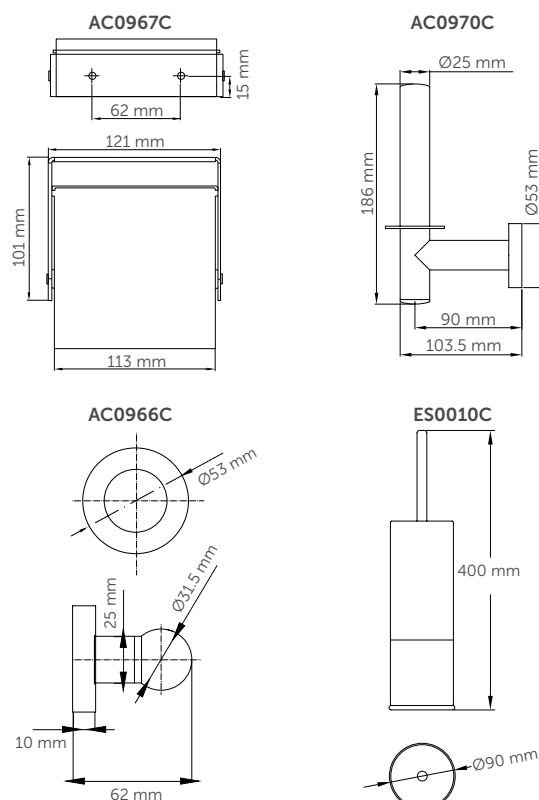
### AC0966C

- Wall anchor with snap flange cover.

### AC0967C · AC0970C · AC0966C · ES0010C

- Chrome-plated with protection of 9.8 µm nickel and 0.3–0.4 µm chromium.

## TECHNICAL SPECIFICATIONS AC0967C · AC0970C · AC0966C



# Bathroom accessories

## TOILET BRUSH HOLDERS



### COMPONENTS AND MATERIALS ES0010 · ES0010B · ES0010C

Sisal toilet brush.

Wall-mounting plate.

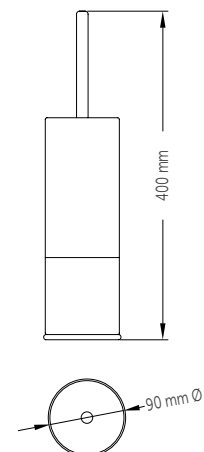
### TECHNICAL SPECIFICATIONS ES0010 · ES0010B

Body thickness 2 mm

### ES0010C


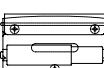

Body thickness 1 mm

### ES0010 - ES0010C - ES0010B



# Bathroom accessories

TABLE

	MODEL					SUITABLE FOR			
		Black stainless steel	Bright stainless steel	Satin stainless steel	Chrome-plated brass	Gyms Schools Offices	Hospitals Health care centres	Airports Leisure spaces	Hotels / Other accommodation
	AURA LINE	●	●	●		●	●	●	●
	HARMONÍA LINE	●	●	●		●	●	●	●
	MEDINOX LINE		●	●		●	●	●	●
	MEDISTEEL LINE*		●	●		●	●	●	●
	AI0184	●	●	●		●	●		●
	AI0115	●	●	●		●	●		●
	AI0720	●	●	●		●	●		●
	AI0118	●	●	●		●	●		●
	AI0985	●	●	●		●	●	●	●
	AI0310	●	●	●		●	●		●
	AI0320	●	●	●		●	●		●
	AI0129	●	●	●		●	●		●
	AI0113	●	●	●		●	●		●
	AI0036	●	●	●		●	●		●
	AI0033	●	●	●		●	●		●
	AI0170C		●			●	●		●
	AI0910C		●				●		●
	MEDICROM LINE				●	●	●	●	●

## MEDISTEEL LINE\*

All the products in this line are available in satin and bright finish, except for those listed in the table, which are also available in black or only bright finish.

10

So that you never  
lose your way

**SIGNAGE**





Finding your way was never so easy



## SIGNAGE

- » Mediclinics offers a wide range of signs, produced in brushed stainless steel, to provide guidance in public places.
- » Easily understood pictograms with an up-to-date design that are easily integrated into any location that requires them.
- » Easy to install, our sign plates are supplied with strong adhesive, ready to be applied on any smooth surface.

 <p><b>PS0001CS</b> Unisex toilet</p> <p>MATERIAL: st. steel FINISH: satin</p>	 <p><b>PS0002CS</b> Women's toilet</p> <p>MATERIAL: st. steel FINISH: satin</p>	 <p><b>PS0003CS</b> Men's toilet</p> <p>MATERIAL: st. steel FINISH: satin</p>	 <p><b>PS0004CS</b> Accessible toilet</p> <p>MATERIAL: st. steel FINISH: satin</p>
 <p><b>PS0005CS</b> Changing station</p> <p>MATERIAL: st. steel FINISH: satin</p>	 <p><b>PS0006CS</b> Breast-feeding area</p> <p>MATERIAL: st. steel FINISH: satin</p>	 <p><b>PS0007CS</b> Men's showers</p> <p>MATERIAL: st. steel FINISH: satin</p>	 <p><b>PS0008CS</b> Silence</p> <p>MATERIAL: st. steel FINISH: satin</p>
 <p><b>PS0009CS</b> No smoking</p> <p>MATERIAL: st. steel FINISH: satin</p>	 <p><b>PS0010CS</b> Mobile phone use prohibited</p> <p>MATERIAL: st. steel FINISH: satin</p>		

### COMPONENTS AND MATERIALS

PS0001CS · PS0002CS · PS0003CS · PS0004CS  
PS0005CS · PS0006CS · PS0007CS · PS0008CS  
PS0009CS · PS0010CS

Fixed to the wall by means of a high-tack adhesive applied to the back of the sign.

### TECHNICAL SPECIFICATIONS

PS0001CS · PS0002CS · PS0003CS · PS0004CS  
PS0005CS · PS0006CS · PS0007CS · PS0008CS  
PS0009CS · PS0010CS

Dimensions	Ø116 mm
Thickness	0.5 mm



11

On an equal  
footing

**GRAB BARS AND  
OTHER TECHNICAL  
MOBILITY AIDS**



WEL  
CO  
ME



Functional solutions that make the bathroom a completely safe and accessible place for everyone.

## GRAB BARS FOR TOILETS AND OTHER TECHNICAL MOBILITY AIDS

- » A wide selection of grab bars and technical mobility aids, manufactured in different materials and finishes to improve quality of life.
- » Grab bar and shower chair lines that are ergonomically and functionally designed to overcome limitations in the bathroom.
- » Product portfolio with a wide range of mirrors, shower trays, toilets, washbasins, baths and armrests created and designed to allow the bathroom to be used in complete safety and with full independence.

# Grab bars and other technical aids

MEDINOX,  
BLACK / WHITE AISI 201  
STAINLESS STEEL BARS

**NEW**



**BR2300B**  
length: 390 mm

**BR2400B**  
length: 540 mm

**BR2600B**  
length: 695 mm

**straight**  
MATERIAL: AISI 201 st. steel  
FINISH: **matte black epoxy**

**NEW**



**BR2300**  
length: 390 mm

**BR2400**  
length: 540 mm

**BR2600**  
length: 695 mm

**straight**  
MATERIAL: AISI 201 st. steel  
FINISH: **white epoxy**

## COMPONENTS AND MATERIALS

**BR2300B · BR2300 · BR2400B  
BR2400 · BR2600B · BR2600**

The bending process ensures a uniform diameter in the curves.

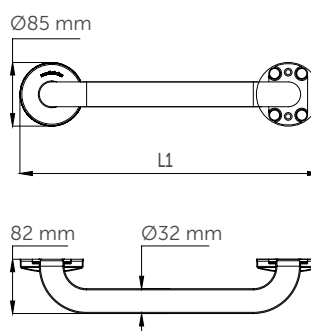
Stainless steel hardware for brick walls supplied.

The weight that the bar can bear depends on the type of wall and the fixings used.

## TECHNICAL SPECIFICATIONS

**BR2300B · BR2300 · BR2400B  
BR2400 · BR2600B · BR2600**

Bar	Ø32 mm
Snap flange cover	Ø85 mm



**L1:**

BR2300B · BR2300: 390 mm  
BR2400B · BR2400: 540 mm  
BR2600B · BR2600: 695 mm

**Maxim load: after applying vertical forces to the ground: 150 kg.**

**Mediclinics cannot to be held responsible for any improper installation or misuse**

# Grab bars and other technical aids

MEDINOX,  
BLACK / WHITE AISI 201  
STAINLESS STEEL BARS



## COMPONENTS AND MATERIALS

BG2800B · BG2800 · BGC2710B · BGC2710

Roll holder hook.

Safety system that locks the bar in a vertical position to prevent it from dropping accidentally.

Swivel point reinforced with double tubing for maximum strength.

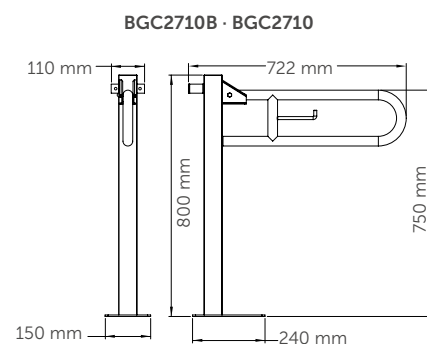
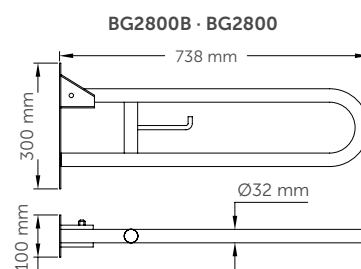
The weight that the bar can bear depends on the type of surface and the fixings used.

Stainless steel hardware for brick walls supplied.

## TECHNICAL SPECIFICATIONS

BG2800B · BG2800 · BGC2710B · BGC2710

Bar  $\varnothing$ 32 mm



**Maxim load: after applying vertical forces to the ground: 150 kg.**

**Mediclinics cannot be held responsible for any improper installation or misuse**

# Grab bars and other technical aids

MEDINOX,  
BLACK / WHITE AISI 201  
STAINLESS STEEL BARS

**NEW**

**BD2700B**  
angled on 2 walls  
with 3 anchor points



1

**NEW**

**BD2700**  
angled on 2 walls  
with 3 anchor points



MATERIAL: AISI 201 st. steel  
FINISH: white epoxy

1

**NEW**

**BA2130B**  
130° angle



MATERIAL: AISI 201 st. steel  
FINISH: matte black epoxy

1

**NEW**

**BA2130**  
130° angle



MATERIAL: AISI 201 st. steel  
FINISH: white epoxy

1

## COMPONENTS AND MATERIALS

BD2700B · BD2700 · BA2130B · BA2120

Single-piece structure, which gives it more stability and prevents the accumulation of dirt.

Snap flange cover for concealed mounting.

Stainless steel hardware for brick walls supplied.

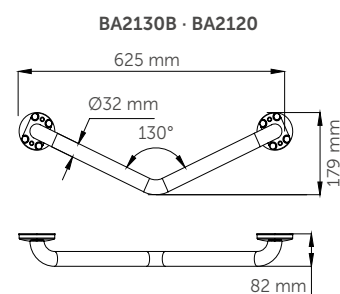
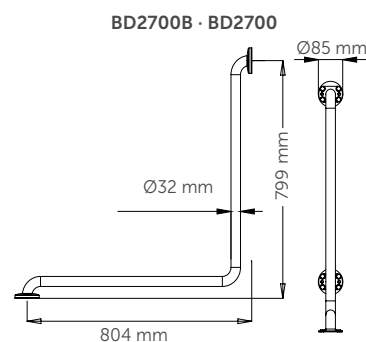
The weight that the bar can bear depends on the type of surface and the fixings used.

## TECHNICAL SPECIFICATIONS

BD2700B · BD2700 · BA2130B · BA2130

Bar Ø32 mm

Snap flange cover Ø85 mm



**Maxim load: after applying vertical forces to the ground: 150 kg.**

**Mediclinics cannot be held responsible for any improper installation or misuse**

# Grab bars and other technical aids

MEDINOX,  
GLOSS / SATIN AISI 304  
STAINLESS STEEL BARS



straight

MATERIAL: AISI 304 st. steel

FINISH: bright

## BR0300C

length: 387 mm

## BR0400C

length: 537 mm

## BR0600C

length: 692 mm

## BR0750C

length: 842 mm

## BR0900CS

length: 997 mm

## BR1200C

length: 1,200 mm



straight

MATERIAL: AISI 304 st. steel

FINISH: satin

## BR0300CS

length: 387 mm

## BR0400CS

length: 537 mm

## BR0600CS

length: 692 mm

## BR0750CS

length: 842 mm

## BR0900CS

length: 997 mm

## BR1200CS

length: 1200 mm



### COMPONENTS AND MATERIALS

BR0300C/CS · BR0400C/CS · BR0600C/CS  
BR0750C/CS · BR0900C/CS · BR1200C/CS

The bending process ensures a uniform diameter in the curves.

Stainless steel hardware for brick walls supplied.

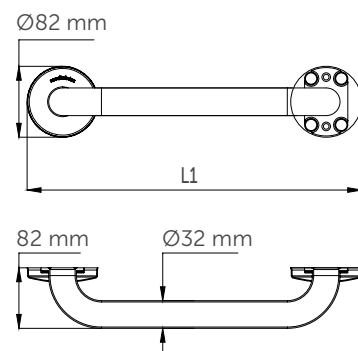
The weight that the bar can bear depends on the type of surface and the fixings used.

### TECHNICAL SPECIFICATIONS

BR0300C/CS · BR0400C/CS · BR0600C/CS  
BR0750C/CS · BR0900C/CS · BR1200C/CS

Bar  $\varnothing$ 32 mm

Snap flange cover  $\varnothing$ 82 mm



L1:

BR0300C · BR0300CS: 387 mm

BR0400C · BR0400CS: 537 mm

BR0600C · BR0600CS: 692 mm

BR0750C · BR0750CS: 842 mm

BR0900C · BR0900CS: 997 mm

BR1200C · BR1200CS: 1,200 mm

**Maxim load: after applying vertical forces to the ground: 150 kg.**

**Mediclinics cannot to be held responsible for any improper installation or misuse**



# Grab bars and other technical aids

MEDINOX,  
GLOSS / SATIN AISI 304  
STAINLESS STEEL BARS



**BAI090C**  
90° angle

MATERIAL: AISI 304 st. steel  
FINISH: bright



**BAI090CS**  
90° angle

MATERIAL: AISI 304 st. steel  
FINISH: satin



**BAD090C**  
90° angle

MATERIAL: AISI 304 st. steel  
FINISH: bright



**BAD090CS**  
90° angle

MATERIAL: AISI 304 st. steel  
FINISH: satin

## COMPONENTS AND MATERIALS

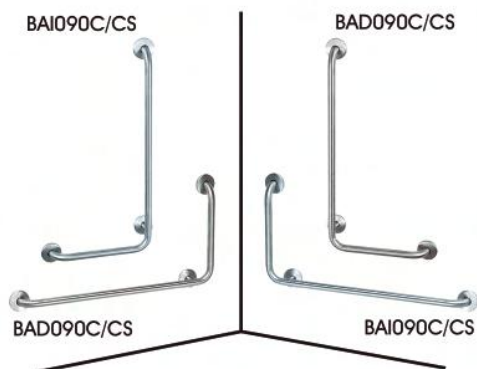
BAI090C · BAI090CS · BAD090C · BAD090CS

The bending process ensures a uniform diameter in the curves.

Stainless steel hardware for brick walls supplied.

The weight that the bar can bear depends on the type of surface and the fixings used.

Example placement:

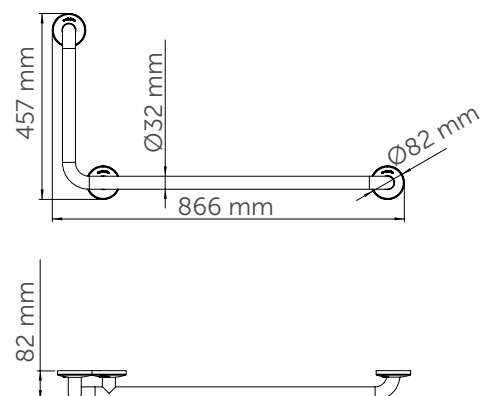


## TECHNICAL SPECIFICATIONS

BAI090C · BAI090CS · BAD090C · BAD090CS

Bar	Ø32 mm
Snap flange cover	Ø82 mm

BAI090CS · BAD090CS



**Maxim load: after applying vertical forces to the ground: 150 kg.**

**Mediclinics cannot to be held responsible for any improper installation or misuse**

# Grab bars and other technical aids

MEDINOX,  
GLOSS / SATIN AISI 304  
STAINLESS STEEL BARS



## COMPONENTS AND MATERIALS

BG0900CS · BG0800C · BG0800CS  
BG0850CS

Roll holder hook.

Safety system that locks the bar in a vertical position to prevent it from dropping accidentally.

Stainless steel hardware for brick walls supplied.

The weight that the bar can bear depends on the type of surface and the fixings used.

### BG0900CS · BG0800C · BG0800CS · BG0850CS

- Reinforced swivel tube for maximum strength.

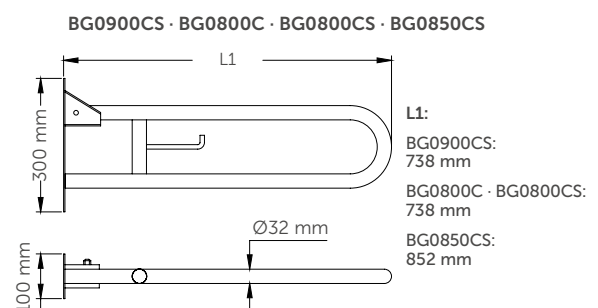
### BG0900CS

- Three brake positions that prevent the bar from dropping accidentally.

## TECHNICAL SPECIFICATIONS

### BG0900CS · BG0800C · BG0800CS BG0850CS

Bar Ø32 mm



**Maxim load: after applying vertical forces to the ground: 150 kg.**

**Mediclinics cannot to be held responsible for any improper installation or misuse**

# Grab bars and other technical aids

MEDINOX,  
GLOSS / SATIN AISI 304  
STAINLESS STEEL BARS



**BGC710C**  
vertical drop-down with fixed column

MATERIAL: AISI 304 st. steel  
FINISH: bright



**BGC710CS**  
vertical drop-down with fixed column

MATERIAL: AISI 304 st. steel  
FINISH: satin



**BGA0820C**  
vertical drop-down with floor support

MATERIAL: AISI 304 st. steel  
FINISH: bright



**BGA0820CS**  
vertical drop-down with floor support

MATERIAL: AISI 304 st. steel  
FINISH: satin

## COMPONENTS AND MATERIALS

**BGC710C · BGC710CS · BGA0820C · BGA0820CS**

Roll holder hook.

Safety system that locks the bar in a vertical position to prevent it from dropping accidentally.

Stainless steel hardware for brick walls supplied.

The weight that the bar can bear depends on the type of surface and the fixings used.

### BGC710C · BGC710CS

- Reinforced swivel tube for maximum strength.

### BGA0820C · BGA0820CS

- Opening system that moves the support to the floor to direct the bar downwards.

**Maxim load: after applying vertical forces to the ground: 150 kg.**

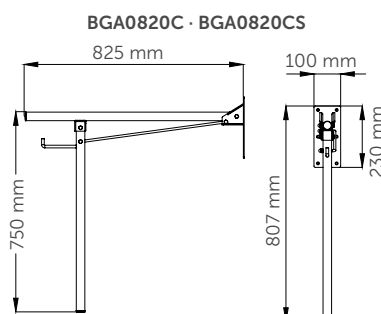
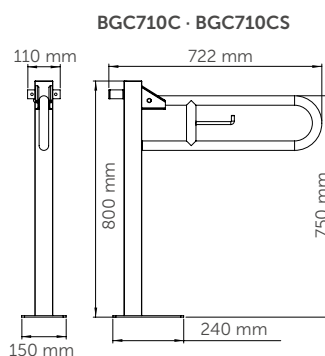
**Mediclinics cannot to be held responsible for any improper installation or misuse**

## TECHNICAL SPECIFICATIONS

**BGC710C · BGC710CS · BGA0820C · BGA0820CS**

**BG0800C · BG710C · BGA0820C**

Bar Ø32 mm



# Grab bars and other technical aids

MEDINOX,  
GLOSS / SATIN AISI 304  
STAINLESS STEEL BARS



**BS0010C**  
wall/floor recess  
mounting



MATERIAL: AISI 304 st. steel  
FINISH: bright



**BS0010CS**  
wall/floor recess  
mounting



MATERIAL: AISI 304 st. steel  
FINISH: satin



**BG0089CS**  
horizontal swing-out



MATERIAL: AISI 304 st. steel  
FINISH: satin

## COMPONENTS AND MATERIALS BS0010C · BS0010CS · BG0089CS

Stainless steel hardware for brick walls supplied.

The weight that the bar can bear depends on the type of surface and the fixings used.

### BS0010C · BS0010CS

- Snap flange cover for concealed mounting.
- Fitted to floor in a 96 mm recess.

## TECHNICAL SPECIFICATIONS BS0010C · BS0010CS · BG0089CS

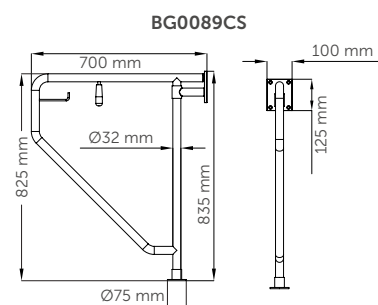
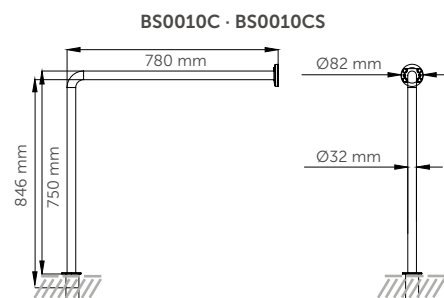
### BS0010C · BS0010CS

Bar  
Ø32 mm

Snap flange cover  
Ø82 mm

### BG0089CS

Bar  
Ø32 mm



**Maxim load: after applying vertical forces to the ground: 150 kg.**

**Mediclinics cannot to be held responsible for any improper installation or misuse**

# Grab bars and other technical aids

MEDINOX,  
GLOSS / SATIN AISI 304  
STAINLESS STEEL BARS



**BSI020C**  
wall/floor  
3 anchoring points

MATERIAL: AISI 304 st. steel  
FINISH: bright



**BSI020CS**  
wall/floor  
3 anchoring points

MATERIAL: AISI 304 st. steel  
FINISH: satin



**BSD020C**  
wall/floor  
3 anchoring points

MATERIAL: AISI 304 st. steel  
FINISH: bright



**BSD020CS**  
wall/floor  
3 anchoring points

MATERIAL: AISI 304 st. steel  
FINISH: satin

## COMPONENTS AND MATERIALS

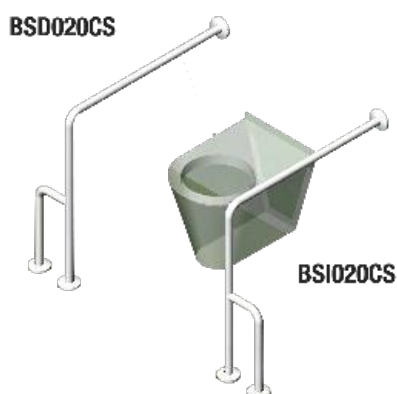
BSI020C · BSD020C · BSI020CS · BSD020CS

Snap flange cover for concealed mounting.

Stainless steel hardware for brick walls supplied.

The weight that the bar can bear depends on the type of surface and the fixings used.

Example placement:



**Maxim load: after applying vertical forces to the ground: 150 kg.**

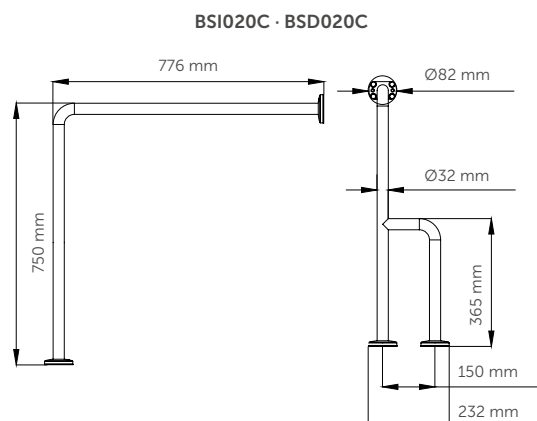
**Mediclinics cannot to be held responsible for any improper installation or misuse**

## TECHNICAL SPECIFICATIONS

BSI020C · BSD020C · BSI020CS · BSD020CS

Bar Ø32 mm

Snap flange cover Ø82 mm





# Grab bars and other technical aids

MEDINOX,  
GLOSS / SATIN AISI 304  
STAINLESS STEEL BARS



## COMPONENTS AND MATERIALS

**BFI600C · BFD600C · BFI600CS · BFD600CS**

Snap flange cover for concealed mounting.

Stainless steel hardware for brick walls supplied.

The weight that the bar can bear depends on the type of surface and the fixings used.

Example placement:

**BFD600**



**Maxim load: after applying vertical forces to the ground: 150 kg.**

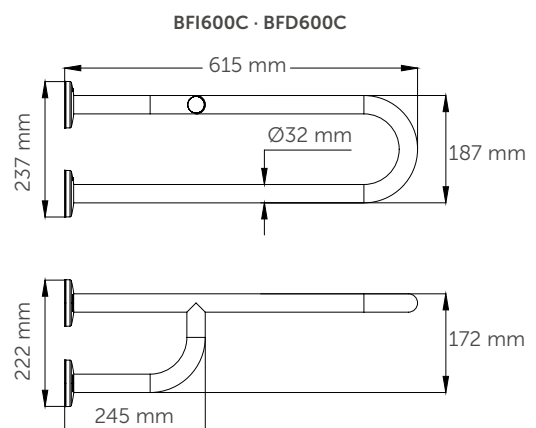
**Mediclinics cannot to be held responsible for any improper installation or misuse**

## TECHNICAL SPECIFICATIONS

**BFI600C · BFD600C · BFI600CS · BFD600CS**

Bar  $\varnothing 32$  mm

Snap flange cover  $\varnothing 82$  mm



# Grab bars and other technical aids

MEDINOX,  
GLOSS / SATIN AISI 304  
STAINLESS STEEL BARS



**BD0700C**  
angled on 2 walls  
3 anchoring points

MATERIAL: AISI 304 st. steel  
FINISH: bright



**BD0700CS**  
angled on 2 walls  
3 anchoring points

MATERIAL: AISI 304 st. steel  
FINISH: satin



**BTI090CS**  
angled on 2 walls  
3 anchoring points

MATERIAL: AISI 304 st. steel  
FINISH: satin



**BTD090CS**  
angled on 2 walls  
3 anchoring points

MATERIAL: AISI 304 st. steel  
FINISH: satin

## COMPONENTS AND MATERIALS

**BD0700C · BD0700CS · BTD090CS · BTI090CS**


Snap flange cover for concealed mounting.

Single-piece structure, which gives it more stability and prevents the accumulation of dirt.

Stainless steel hardware for brick walls supplied.

The weight that the bar can bear depends on the type of surface and the fixings used.

Example placement:



**Maxim load: after applying vertical forces to the ground: 150 kg.**

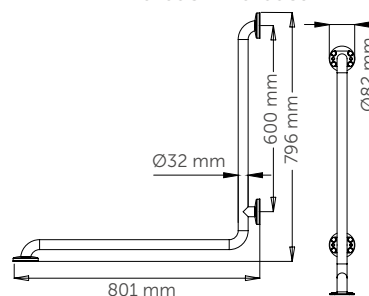
**Mediclinics cannot to be held responsible for any improper installation or misuse**

## TECHNICAL SPECIFICATIONS

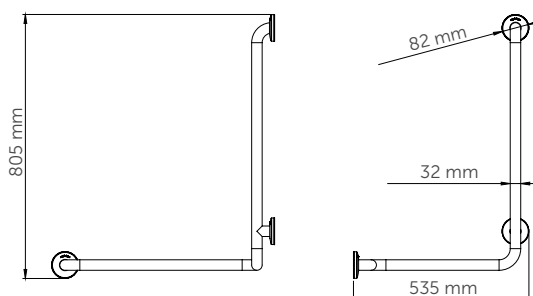
**BD0700C · BD0700CS · BTD090CS · BTI090CS**

Bar	Ø32 mm
Snap flange cover	Ø82 mm

**BD0700C · BD0700CS**



**BTI090CS · BTD090CS**



# Grab bars and other technical aids

MEDINOX,  
GLOSS / SATIN AISI 304  
STAINLESS STEEL BARS



## COMPONENTS AND MATERIALS BA0130C · BA0130CS

Snap flange cover for concealed mounting.

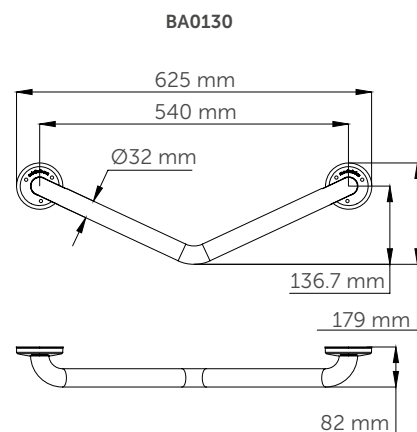
Single-piece structure, which gives it more stability and prevents the accumulation of dirt.

Stainless steel hardware for brick walls supplied.

The weight that the bar can bear depends on the type of surface and the fixings used.

## TECHNICAL SPECIFICATIONS BA0130C · BA0130CS

Bar	Ø32 mm
Snap flange cover	Ø82 mm



**Maxim load: after applying vertical forces to the ground: 150 kg.**

**Mediclinics cannot to be held responsible for any improper installation or misuse**

# Grab bars and other technical aids

## SHOWER CHAIRS



**AM0201C**  
Folding

MATERIAL: **AISI 304 st. steel**  
FINISH: **bright**

**AM0201CS**  
Drop-down seat

MATERIAL: **AISI 304 st. steel**  
FINISH: **satin**



**AM0100**  
Folding seat with wall support

MATERIAL: **AISI 304 st. steel/ phenolic slats**  
FINISH: **satin / white-ivory**

### COMPONENTS AND MATERIALS

**AM0201C · AM0201CS**  
**AM0100 · AM0500**

The weight that the bar can bear depends on the type of surface and the fixings used.

#### AM0201C · AM0201CS

- Seat slats made of 1.7 mm thick AISI 304 stainless steel sheets.
- Tube structure made of AISI 304 stainless steel, 32 mm diameter and 1.5 mm thick, with rounded corners for maximum safety.
- Wall anchoring brackets, 2 units, 2.7 mm thick AISI 304 stainless steel.
- Slots that allow water drainage.
- Complies with the UNE EN 16139 standard for strength, durability and safety.

#### AM0100 · AM0500

- Seat slats made of non-porous, shatterproof phenolic sheets, ivory colour.
- It is not susceptible to fungal and bacterial growth.
- Tube structure made of AISI 304 stainless steel.
- Slots that allow water drainage.

### TECHNICAL SPECIFICATIONS

**AM0201C · AM0201CS**  
**AM0100 · AM0500**

#### AM0201C/CS

Tube  
Ø32 mm

Slat thickness  
1.7 mm

Tube thickness  
1.5 mm

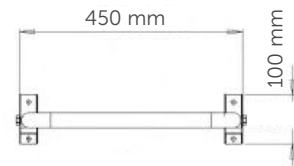
Wall anchor  
thickness  
2.7 mm

#### AM0100

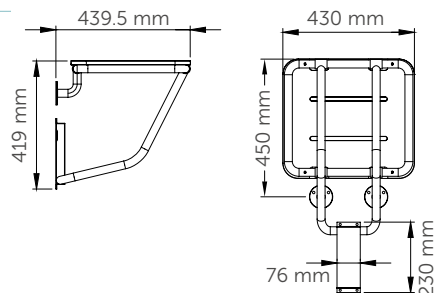
Tube  
Ø25 mm

Tube thickness  
1.2 mm

#### AM0201C/CS



#### AM0100



# Grab bars and other technical aids

## SHOWER SEATS WITH FLOOR SUPPORT



### AM0251C

Folding seat with floor support



MATERIAL: AISI 304 st. steel  
FINISH: bright

### AM0251CS

drop-down seat with floor support

MATERIAL: AISI 304 st. steel  
FINISH: satin



### AM0500

Reversible, folding seat with wall support



MATERIAL: AISI 304 st. steel/  
phenolic slats  
FINISH: satin/ivory-white

### COMPONENTS AND MATERIALS

#### AM0251C · AM0251CS · AM0500

The force that the seat can bear will depend on the type of wall and the fixings used.

#### AM0251C · AM0251CS

- Seat base slats and floor support made of AISI 304 stainless steel.
- Slots that allow water drainage.
- Complies with the UNE EN 16139 standard for strength, durability and safety.
- Opening system that moves the support to the floor when the seat is lowered.

#### AM0500

- Reversible. Can be fitted in both left- and right-hand configurations.

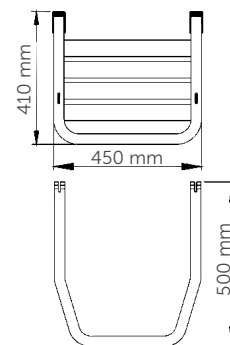
### TECHNICAL SPECIFICATIONS

#### AM0251C · AM0251CS · AM0500

#### AM0251C AM0251CS

Slat thickness  
1.7 mm  
Tube  
Ø32 mm

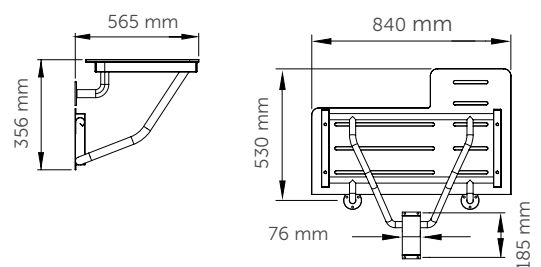
#### AM0251C · AM0251CS



#### AM0500

#### AM0500

Tube  
Ø25 mm  
Tube thickness  
1.2 mm





# Grab bars and other technical aids

MIRRORS



**EP0350CS**  
Fixed mirror  
700 x 500 mm

**EP0450CS**  
Fixed mirror 800 x 600 mm

MATERIAL: **AISI 304 st. steel**  
FINISH: **satin**



**EP0300**  
Pivoting mirror  
700 x 500 mm

MATERIAL: **steel**  
FINISH: **white epoxy**

**EP0300CS**  
Pivoting mirror 700 x 500 mm

**EP0400CS**  
Pivoting mirror 800 x 600 mm

MATERIAL: **AISI 304 st. steel**  
FINISH: **satin**

## COMPONENTS AND MATERIALS

**EP0350CS · EP0450CS · EP0300 · EP0300CS · EP0400CS · F41JPS25**

### EP0350CS · EP0450CS · EP0300CS · EP0400CS

- AISI 304 stainless steel frame.
- Backed with medium density fibre waterproof board that reinforces the glass, making it stronger.

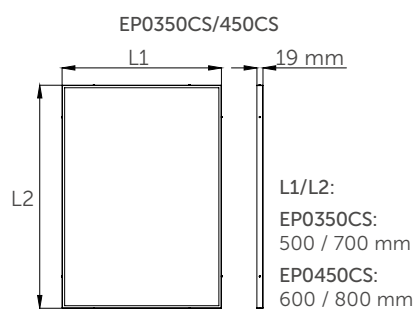
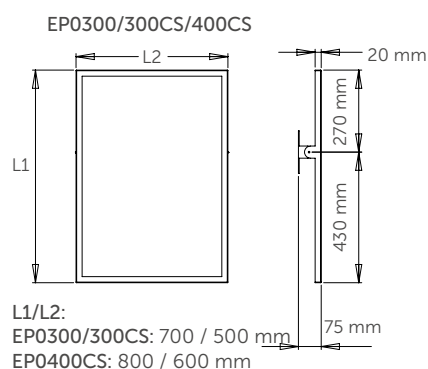
### EP0300 · EP0300CS · EP0400CS

- Tilting system that allows the angle of reflection to be adjusted to suit the user's needs.

## TECHNICAL SPECIFICATIONS


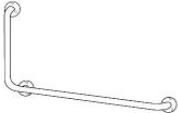
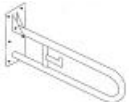
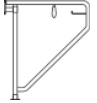
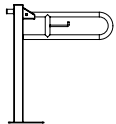


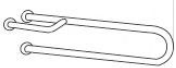


**EP0350CS · EP0450CS · EP0300 · EP0300CS · EP0400CS · F41JPS25**

EP0350CS · EP0450C · EP0300 · EP0300CS · EP0400CS	Glass thickness 5 mm
EP0350CS · EP0450CS	Frame thickness 1.0 mm
EP0300CS · EP0400CS	Frame thickness 1.5 mm



# Grab bars and other technical aids

TABLE

			MATERIAL/FINISH				SNAP FLANGE COVER	NUTS AND BOLTS INCLUDED
			Black AISI 201 stainless steel	White AISI 201 stainless steel	Bright-finish AISI 304 stainless steel	Satin-finish AISI 304 stainless steel		
grab bars								
	STRAIGHT	MEDINOX	•	•	•	•	•	•
	90° ANGLE	MEDINOX			•	•	•	•
	VERTICAL DROP-DOWN	MEDINOX	•	•	•	•		•
	HORIZONTAL SWING-OUT	MEDINOX				•	•	•
	VERTICAL DROP-DOWN WITH FIXED COLUMN	MEDINOX			•	•	•	•
	WALL/FLOOR 3 ANCHORING POINTS	MEDINOX			•	•	•	•
	WALL MOUNTED FLOOR RECESS	MEDINOX			•	•	•	•
	WALL MOUNTED 3 ANCHORING POINTS	MEDINOX			•	•	•	•
	ANGLED ON 2 WALLS (3 AND 4 ANCHORING POINTS)	MEDINOX				•	•	•
	130°/135° ANGLE	MEDINOX	•	•	•	•	•	•



# 12

Taking care of  
what matters  
most

**CHANGING STATIONS**





Designed for public places that require hygienic, safe and sturdy changing stations that give users the freedom to leave the house with babies.



## CHANGING STATIONS

- » The BabyMedi® changing station is designed and manufactured in house. Certified hygiene, quality and safety.
- » BabyMedi® is the only changing station on the market that features Ion Hygienic technology and the BioCote® antimicrobial additive that eliminates microorganisms (viruses, bacteria, fungi, spores, etc.) that are deposited on its surface.
- » The effectiveness of the ioniser (Ion Hygienic) is certified by TÜV Rheinland® (test report no.: 60329708-001).
- » All BabyMedi® changing stations are certified according to EN 12221-1 and EN 12221-2 safety standards.



TÜV Rheinland®  
Test report no.: 60329708-001



THE BABYMEDI CHANGING STATION IS THE ONLY ONE ON THE MARKET WITH ION HYGIENIC TECHNOLOGY

- After using a baby changing station, especially in a public place, thousands of germs are left on its surface.
- With the BioCote® antimicrobial technology on our changing stations, we prevent the growth of germs, but it is always necessary to clean the surface frequently to kill these germs.
- Ion Hygienic technology is the ideal complement to the BioCote® antimicrobial additive as it deactivates most of the microorganisms that are left on the surface of the changing station.



## ION HYGIENIC TECHNOLOGY



- The ionizer generates negative ions (anions) that attach to the DNA/RNA of viruses and bacteria and deactivate them.
- When the changing station is closed after use, the ionizer starts running for a period long enough to fully disinfect the surface of the changing station.
- The ionizer remains deactivated while the baby changing station is in use.

## WHAT IS ION HYGIENIC?

Can you imagine a changing station, installed in a shopping centre, airport, restaurant, nursery or any other place, which is practically free of harmful microorganisms for your baby? This is what Ion Hygienic is. It is a technology based on the generation of negative ions that does what no other changing station on the market can do: **it kills microorganisms such as viruses and bacteria.**

## HOW DOES ION HYGIENIC WORK?


Ion Hygienic uses a **negative ion generator** that detects microorganisms in the air. These negative ions, together with the positive ions that are also in the air, surround the surface membranes of these harmful microorganisms and a chemical reaction occurs that physically breaks down these membranes and kills them.



## HOW CAN I BE ABSOLUTELY SURE THAT ION HYGIENIC KILLS ANY MICROORGANISMS THAT MAY BE HARMFUL TO MY BABY?


Because Ion Hygienic has been tested and approved by TÜV Rheinland® in their laboratories in Germany, as shown in their test report number 60329708-001:

Effectiveness certified by:



# Changing stations

## HORIZONTAL CHANGING STATIONS

**CP0016H**


**CP0016H-I**  
With ionizer

MATERIAL: polypropylene  
FINISH: white

1 7 (D)



Z




**CP0016HCS**

**CP0016HCS-I**  
With ionizer

MATERIAL: polypropylene/AISI 304 st. steel  
FINISH: satin

1 6 (D)



**NEW**



**CP0016HCSB**

**CP0016HCSB-I**  
With ionizer

MATERIAL: polypropylene/AISI 304 st. steel  
FINISH: matte black

1 6 (D)




**CN0020**  
Sanitary liner refill

CONTENT: 2,000 u

**NEW**



**ION HYGIENIC TECHNOLOGY**  
SEE PAGE 201

### COMPONENTS AND MATERIALS

#### CP0016H · CP0016HCS · CP0016HCSB CP0016H-I · CP0016HCS-I · CP0016HCSB-I

Concave changing surface (bed) made of polypropylene with BioCote® antimicrobial additive integrated for easy and simple cleaning and to reduce the growth of microbes that cause odours and stains.

The open/close mechanism of the bed is always concealed and out of view of the user.

Chassis for wall mounting, made of cathoporesis-treated steel, very easy to install.

Changing surface of approximately 1,900 cm<sup>2</sup>, with adjustable nylon safety belt and quick-release fastening. The belt is supplied in the packing box.

Bed with a hook for hanging nappy bags (located on the front of the bed).

Liner dispenser with lock, made of polypropylene, with a capacity of approximately 80 liners.

The OPTION of not incorporating the liner dispenser is available.

Contact us.

BabyMedi® changing stations are certified according to EN 12221-1 and EN 12221-2. These standards require changing stations to withstand a static load test of 50 kg for one hour. In addition, units tested in our own laboratories have withstood loads of more than 100 kg.

#### CP0016HCS · CP0016HCSB · CP0016HCS-I · CP0016HCSB-I

- One-piece front chassis made of AISI 304 stainless steel, 0.8 mm thick. No sharp edges or joints for increased safety, better cleaning and easy integration with other bathroom accessories.

#### CP0016H-I · CP0016HCS-I · CP0016HCSB-I

- It has an ionizer (Ion Hygienic technology) that neutralizes viruses and bacteria by emitting negatively charged particles. **Efficiency certified by TÜV Rheinland®**

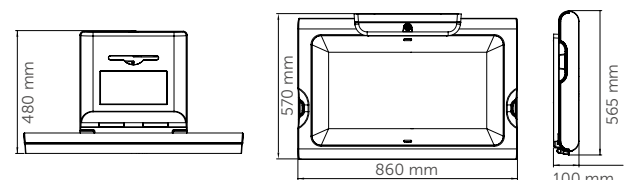
#### CN0020

- Box of BabyMedi® changing station sanitary liners, disposable after single use, 2,000 units.

### TECHNICAL SPECIFICATIONS

#### CP0016H · CP0016HCS · CP0016HCSB CP0016H-I · CP0016HCS-I · CP0016HCSB-I

Weight (empty) 12.3 kg (CP0016H /-I)  
16 kg (CP0016HCS / -I CP0016HCSB /-I)



# Changing stations

## VERTICAL CHANGING STATIONS




**CP0016V**

**CP0016V-I**  
With ionizer

MATERIAL: polypropylene  
FINISH: white



**CP0016VCS**

**CP0016VCS-I**  
With ionizer

MATERIAL: polypropylene/AISI 304 st. steel  
FINISH: satin

**NEW**



**CP0016VCSB**

**CP0016VCSB-I**  
With ionizer

MATERIAL: polypropylene/AISI 304 st. steel  
FINISH: matte black



**CN0020**  
Sanitary liner refill

CONTENT: 2,000 u

**NEW**



**ION HYGIENIC TECHNOLOGY**  
SEE PAGE 201

### COMPONENTS AND MATERIALS

#### CP0016V · CP0016VCS · CP0016VCSB CP0016V-I · CP0016VCS-I · CP0016VCSB-I

Concave changing surface (bed) made of polypropylene with BioCote® antimicrobial additive integrated for easy and simple cleaning and to reduce the growth of microbes that cause odours and stains.

The open/close mechanism of the bed is always concealed and out of view of the user.

Chassis for wall mounting, made of cataphoresis-treated steel, very easy to install.

Changing surface of approximately 1,900 cm<sup>2</sup>, with adjustable nylon safety belt and quick-release fastening. The belt is supplied in the packing box.

Bed with a hook for hanging nappy bags (located on the front of the bed).

Liner dispenser with lock, made of polypropylene, with a capacity of approximately 80 liners. The OPTION of not incorporating the liner dispenser is available. Contact us.

BabyMedi® changing stations are certified according to EN 12221-1 and EN 12221-2. These standards require changing stations to withstand a static load test of 50 kg for one hour. In addition, units tested in our own laboratories have withstood loads of more than 100 kg.

#### CP0016VCS · CP0016VCSB · CP0016VCS-I · CP0016VCSB-I

- One-piece front chassis made of AISI 304 stainless steel, 0.8 mm thick. No sharp edges or joints for increased safety, better cleaning and easy integration with other bathroom accessories.

#### CP0016V-I · CP0016VCS-I · CP0016VCSB-I

- It has an ionizer ("Ion Hygienic" technology) that neutralizes viruses and bacteria by emitting negatively charged particles. Efficiency certified by TÜV Rheinland®.

#### CN0020

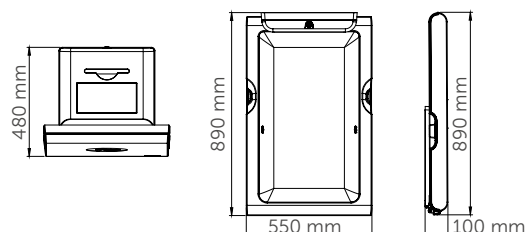
- Box of BabyMedi® changing station sanitary liners, disposable after single use, 2,000 units.

### TECHNICAL SPECIFICATIONS

#### CP0016V · CP0016VCS · CP0016VCSB CP0016V-I · CP0016VCS-I · CP0016VCSB-I

Weight (empty) 13.4 kg (CP0016V /-I)

16.6 kg (CP0016VCS /-I CP0016VCSB /-I)



# 13

Designed to  
endure

**STAINLESS STEEL  
SANITARY WARE**





A modern public restroom featuring stainless steel sanitary ware and red doors. The room includes a toilet, two urinals, and a shower tray. The walls are light-colored, and the floor is covered in a colorful checkered tile pattern. A window on the right side shows greenery outside.

**Robust and vandal-proof sanitary ware with an innovative and elegant design.**

## **STAINLESS STEEL SANITARY WARE**

- » Vandal-proof and manufactured in AISI 304 stainless steel, Mediclinics has a wide range of stainless steel sanitary ware, ideal for installing in schools, prisons, stadiums, nightclubs, discotheques etc.
- » Our toilets, urinals, washbasins, shower trays, squat toilets, etc. are robust and durable, and are designed to satisfy the needs of a market that demands equipment with an up-to-date, functional and vandal-proof design for toilet facilities.
- » Mediclinics stainless steel sanitary ware requires minimum maintenance, and so contributes to the reduction in building service and maintenance costs.

# Stainless steel sanitary ware

WASHBASINS / RECESSED



**SN0027C**  
**SN0031C**  
**SN0036C**

Recessed sink

material: **AISI 304 st. steel**  
finish: **bright**



**SN0027CS**  
**SN0031CS**  
**SN0036CS**

Recessed sink

material: **AISI 304 st. steel**  
finish: **satin**



**SNR027C**  
**SNR031C**  
**SNR036C**

Recessed sink with overflow


material: **AISI 304 st. steel**  
finish: **bright**



**SNR027CS**  
**SNR031CS**  
**SNR036CS**

Recessed sink with overflow

material: **AISI 304 st. steel**  
finish: **satin**



**KTR100**  
Overflow kit

material: **AISI 304 st. steel**  
finish: **bright**

## COMPONENTS AND MATERIALS

### SN0027C/CS · SN0031C/CS · SN0036C/CS · SNR027C/CS · SNR031C/CS · SNR036C/CS

AISI 304 stainless steel structure in one single piece of 1.2 mm thickness.

Vandal-proof finishes.

Ø50 mm water outlet.

### SNR027C · SNR031C · SNR036C · SNR027CS · SNR031CS · SNR036CS

- With Ø29 mm overflow hole.

## TECHNICAL SPECIFICATIONS

### SN0027C/CS · SN0031C/CS · SN0036C/CS · SNR027C/CS · SNR031C/CS · SNR036C/CS

SN0027C/CS · SN0031C/CS  
SN0036C/CS · SNR027C/CS  
SNR031C/CS · SNR036C/CS

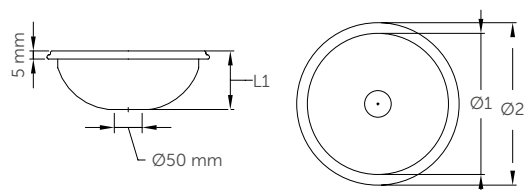
Stainless steel thickness 1.2 mm

SN0027C/CS · SNR027C/CS  
Weight 0.55 kg

SN0031C/CS · SNR031C/CS  
Weight 0.75 kg

SN0036C/CS · SNR036C/CS  
Weight 0.95 kg

SNR027C/CS · SNR031C/CS  
SNR036C/CS  
Overflow Ø 29 mm



	L1	Ø 1	Ø 2
SN0027C/27CS-SNR027C/27CS:	110 mm	265 mm	305 mm
SN0031C/31CS-SNR031C/31CS:	130 mm	315 mm	355 mm
SN0036C/36CS-SNR036C/36CS:	145 mm	355 mm	405 mm

# Stainless steel sanitary ware

WASHBASINS / WALL




**SN0200CS**  
2-station washbasin

**SN0300CS**  
3-station washbasin

MATERIAL: AISI 304 st. steel  
FINISH: **satin**

**NEW**




**SNLM62CS**  
Wall-mounted washbasin

MATERIAL: AISI 304 st. steel  
FINISH: **satin**

**AVAILABLE IN BRIGHT FINISH. UPON REQUEST**

**NEW**



**SNLM64CS**  
Corner wall-mounted washbasin

MATERIAL: AISI 304 st. steel  
FINISH: **satin**

**AVAILABLE IN BRIGHT FINISH. UPON REQUEST**

## COMPONENTS AND MATERIALS

SN0200CS · SN0300CS · SNLM62CS · SNLM64CS

AISI 304 stainless steel body in one single piece.

Vandal-proof finishes.

Without overflow.

**SN0200CS · SN0300CS**

- Optional siphon and waste valve set.

**SNLM62CS · SNLM64CS**

- Bacteriostatic stainless steel.
- It has a Ø35 mm hole to install a tap.

## TECHNICAL SPECIFICATIONS

SN0200CS · SNLM62CS · SNLM64CS

### SN0200CS · SN0300CS

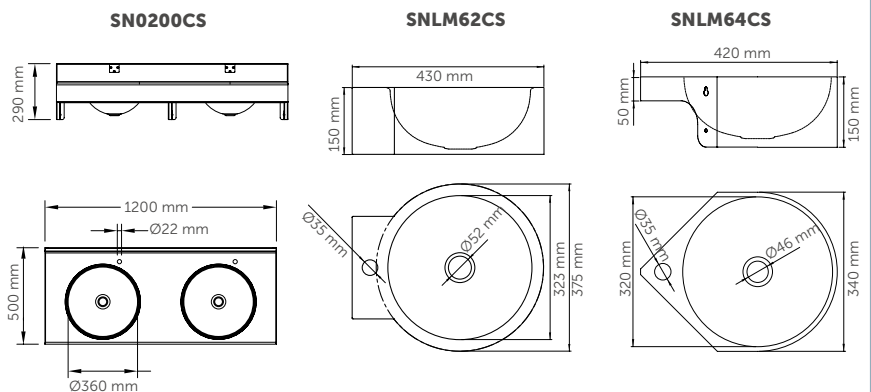
Stainless steel thickness	1.5 mm
SN0200CS weight	15.5 kg
SN0300CS weight	22.1 kg
SN0300CS dimension	1,800x290x500 mm
Waste pipe	Ø50 mm

### SNLM62CS

Stainless steel thickness	1.2 mm
Weight	3.0 kg
Waste water valve	Ø63 mm

### SNLM64CS

Stainless steel thickness	1.2 mm
Weight	4.0 kg
Waste water valve	Ø63 mm



# Stainless steel sanitary ware

WASHBASINS / WALL

**NEW**




**SNLM58CS**  
Wall-mounted washbasin

**CHECK CONDITIONS**

MATERIAL: **AISI 304 st. steel**  
FINISH: **satin**

**AVAILABLE IN BRIGHT FINISH. UPON REQUEST**

**NEW**



**SNLM56CS**  
Wall-mounted washbasin

**CHECK CONDITIONS**

MATERIAL: **AISI 304 st. steel**  
FINISH: **satin**

**AVAILABLE IN BRIGHT FINISH. UPON REQUEST**

## COMPONENTS AND MATERIALS

### SNLM58CS · SNLM56CS

AISI 304 stainless steel body in one single piece.

Bacteriostatic stainless steel.

Vandal-proof finishes.

Without overflow.

Without tap hole.

### SNLM56CS

- Closed enclosure with concealed wastewater outlet.

## TECHNICAL SPECIFICATIONS

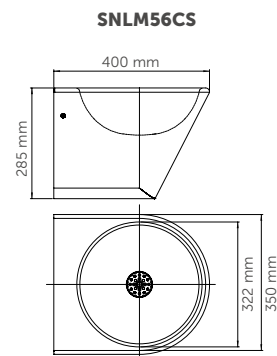
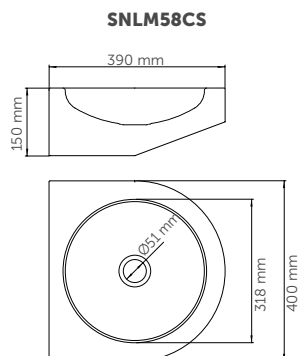
### SNLM58CS · SNLM56CS

#### SNLM58CS

Stainless steel thickness	1.2 mm
Weight	3.9 kg
Waste water valve	Ø63 mm

#### SNLM56CS

Stainless steel thickness	1.2 mm
Weight	12.0 kg





# Stainless steel sanitary ware

WASHBASINS - WALL MOUNTED  
- WITH PUSH BUTTON



**SNLM35C**

MATERIAL: AISI 304 st. steel  
FINISH: bright

**SNLM35CS**  
material: AISI 304 st. steel  
finish: satin

1 18

**NEW**



**SNLMP60CS**  
Foot pedal washbasin

MATERIAL: AISI 304 st. steel  
FINISH: satin

1 6

AVAILABLE IN BRIGHT FINISH.  
UPON REQUEST

**NEW**



**SNLMP70CS**  
Knee pedal washbasin

MATERIAL: AISI 304 st. steel  
FINISH: satin

1 6

AVAILABLE IN BRIGHT FINISH.  
UPON REQUEST

## COMPONENTS AND MATERIALS

### SNLM35C · SNLM35CS · SNLMP60CS · SNLMP70CS

AISI 304 stainless steel body in one single piece.  
Vandal-proof finishes.  
Without overflow.

#### SNLM35C · SNLM35CS

- Vandal-proof circular washbasin with lower inspection cover.
- Equipped with drop front and wastewater outlet.

#### SNLMP60CS · SNLMP70CS

- Bacteriostatic stainless steel.
- Supplied with swan neck tap.
- Hot and cold water can be mixed, without the possibility of adjusting the temperature.

#### SNLMP60CS

- Operated by a foot pedal.

#### SNLMP70CS

- Operated by the knee.

## TECHNICAL SPECIFICATIONS

### SNLM35C · SNLM35CS · SNLMP60CS · SNLMP70CS

#### SNLM35C · SNLM35CS

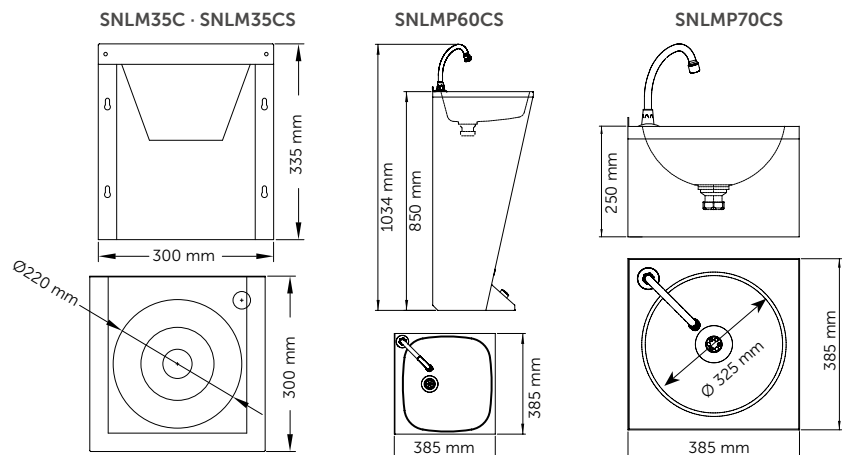
Stainless steel thickness	1.2 mm
Weight	5.0 kg
Waste pipe	Ø 50 mm

#### SNLMP60CS

Stainless steel thickness	0.8 mm
Weight	10.0 kg

#### SNLMP70CS

Stainless steel thickness	0.8 mm
Weight	4.3 kg





**SN0800CS**  
Shower tray



MATERIAL: **AISI 304 st. steel**  
FINISH: **satin**

### COMPONENTS AND MATERIALS SN0800CS

AISI 304 stainless steel body in one single piece of 1 mm thickness.

Vandal-proof finishes.

Recessed model.

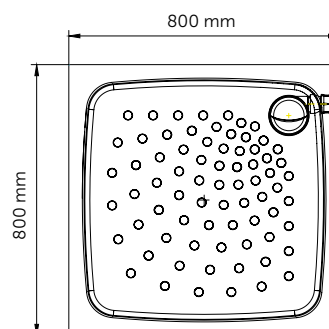
Non-slip.

Moveable horizontal outlet siphon (optional).

### TECHNICAL SPECIFICATIONS SN0800CS

#### SN0800CS

Stainless steel thickness	1 mm
Weight	5.9 kg
Waste pipe	Ø 90 mm



# Stainless steel sanitary ware

## URINALS

**NEW**



**SNU126CS**  
Vertical water inlet urinal

MATERIAL: AISI 304 st. steel  
FINISH: satin

AVAILABLE IN BRIGHT FINISH.  
UPON REQUEST

**NEW**



**SNU128CS**  
Horizontal water inlet urinal

MATERIAL: AISI 304 st. steel  
FINISH: satin

AVAILABLE IN BRIGHT FINISH.  
UPON REQUEST



**SNU104C**  
Urinal

MATERIAL: AISI 304 st. steel  
FINISH: bright

**SNU104CS**  
Urinal

material: AISI 304 st. steel  
finish: satin

### COMPONENTS AND MATERIALS

#### SNU126CS · SNU128CS · SNU104C · SNU104CS

AISI 304 stainless steel body in one single piece.  
Vandal-proof finishes.

#### SNU126CS · SNU128CS

- Bacteriostatic stainless steel.
- Concealed horizontal water outlet (recessed).
- They work with all types of flushometers on the market (EN 13407).

#### SNU126CS

- Vertical water inlet (visible) from the top, with stainless steel flush nozzle.
- Supplied with valve and 1½" water outlet siphon.

#### SNU128CS

- Concealed horizontal water inlet and outlet (recessed).
- Bracket with valve and 1½" water outlet siphon.

#### SNU104CS

- Inspection door for easy installation.
- Water inlet to activate flushing with cistern or free mains flushing with timer or tap.
- Waste pipe 50 mm diam.

### TECHNICAL SPECIFICATIONS

#### SNU126CS · SNU128CS · SNU104C · SNU104CS

#### SNU126CS

Stainless steel thickness	1.2 mm
Weight	7.5 kg

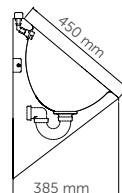
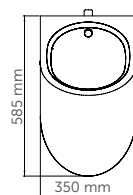
#### SNU128CS

Stainless steel thickness	1.2 mm
Weight	7.5 kg

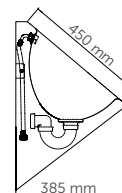
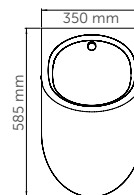
#### SNU104C · SNU104CS

Stainless steel thickness	1.5 mm
Weight	6.2 kg

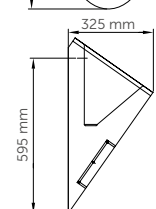
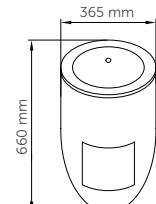
#### SNU126CS



#### SNU128CS



#### SNU104C · SNU104CS



# Stainless steel sanitary ware

TOILET



seat with lid not included

**SN0110CS**  
Floor standing toilet

material: **AISI 304 st. steel**  
finish: **satin**

**NEW**



seat with lid not included

**SN0125CS**  
Floor standing toilet

material: **AISI 304 st. steel**  
finish: **satin**

**AVAILABLE IN BRIGHT FINISH. UPON REQUEST**

**NEW**



seat with lid not included

**SN0128CS**  
Wall-mounted toilet

material: **AISI 304 st. steel**  
finish: **satin**

**AVAILABLE IN BRIGHT FINISH. UPON REQUEST**

## COMPONENTS AND MATERIALS

### SN0110CS · SN0125CS · SN0128CS

AISI 304 stainless steel body in one single piece.  
Vandal-proof finishes.  
Inspection door for easy installation.

#### SN0110CS

- Horizontal waste pipe. The addition of a PVC adapter elbow enables vertical outlet (PVC adapter not supplied).
- Cistern with dual flush (6/3 l).
- Water inlet through the top side of the cistern, right or left, depending on the water installation.
- Optional toilet seat cover: brown finish TP0130, black finish TP0135. See page 214.

#### SN0125CS · SN0128CS

- Bacteriostatic stainless steel.
- Concealed perimeter flushing rim.
- Water saving: can run on as little as 4L of water.
- Optional toilet seat cover: brown finish TP0140, black finish TP0145. See page 214.

#### SN0125CS

- Horizontal or vertical drainage: Ø 100 mm.
- Supplied with a PVC adapter sleeve.

#### SN0128CS

- Horizontal waste pipe: Ø 100 mm.

## TECHNICAL SPECIFICATIONS

### SN0110CS · SN0125CS · SN0128CS

Stainless steel thickness 1.5 mm  
Waste pipe Ø 100 mm

#### SN0110CS

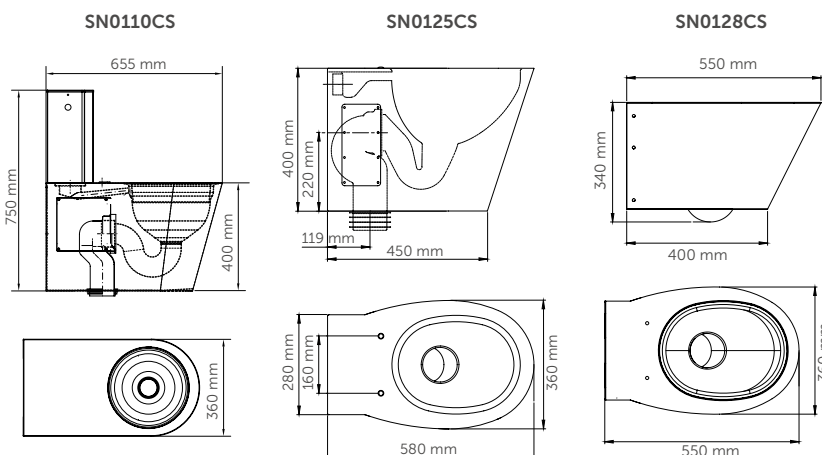
Water inlet Ø 16.7 mm  
Weight 22 kg

#### SN0125CS

Water inlet Ø 55 mm  
Weight 12 kg


#### SN0128CS

Water inlet Ø 55 mm  
Weight 12 kg



# Stainless steel sanitary ware

## TOILET SEAT COVERS SQUAT TOILET



**TP0130**


MATERIAL: lacquered wood  
FINISH: mahogany colour

**TP0135**

MATERIAL: lacquered wood  
FINISH: black colour

Toilet seat covers for SN0110CS

**NEW**



**TP0140**


MATERIAL: lacquered wood  
FINISH: mahogany colour

**TP0145**

MATERIAL: lacquered wood  
FINISH: black colour

Toilet seat covers for SN0125CS and SN0128CS

**NEW**



**SNPT21CS**  
Squat toilet

material: AISI 304 st. steel  
finish: satin

**AVAILABLE IN BRIGHT FINISH.  
UPON REQUEST**

### COMPONENTS AND MATERIALS

• TP0130 • TP0135 • TP0140 • TP0145 • SNPT21CS

#### TP0130 • TP0135

- Toilet seat covers for SN0110CS.

#### TP0140 • TP0145

- Toilet seat covers for SN0125CS and SN0128CS.

#### SNPT21CS

- Single piece body.
- Bacteriostatic AISI 304 stainless steel.
- The shape has been designed for use by both genders (male and female).
- Non-slip footrest.
- Flush system with a sprayer in AISI 304 stainless steel.

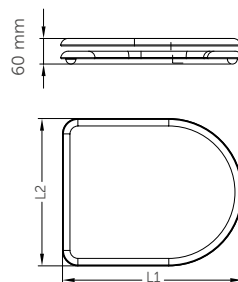
### TECHNICAL SPECIFICATIONS

TP0130 • TP0135 • SNPT21CS

#### SNPT21CS

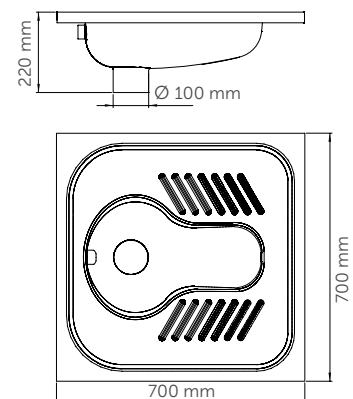
Stainless steel thickness	1.2 mm
Vertical drainage	Ø100 mm
Weight	6 kg

#### TP0130 • TP0135



**L1/L2:**  
TP0130: 415 x 360 mm  
TP0135: 430 x 350 mm

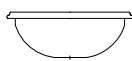
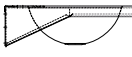
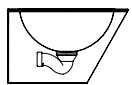

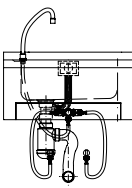
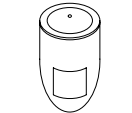
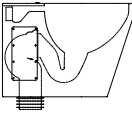
#### SNPT21CS





# Stainless steel sanitary ware


TABLE

	MODEL	MATERIAL		CHARACTERISTICS			INSTALLATION				SUITABLE FOR			
		Bright stainless steel	Satin stainless steel	Overflow	Push button	Vandal proof	Inset	Wall	Suspended	Floor	Gyms Schools Offices	Hospitals Care homes	Airports Shopping centres	Hotels
	SN0027C	●					●				●	●	●	●
	SN0031C	●					●				●	●	●	●
	SN0036C	●					●				●	●	●	●
	SN0027CS		●				●				●	●	●	●
	SN0031CS		●				●				●	●	●	●
	SN0036CS		●				●				●	●	●	●
	SNR027C	●		●			●				●	●	●	●
	SNR031C	●		●			●				●	●	●	●
	SNR036C	●		●			●				●	●	●	●
	SNR027CS		●	●			●				●	●	●	●
	SNR031CS		●	●			●				●	●	●	●
	SNR036CS		●	●			●				●	●	●	●
	SN0200CS SN0300CS		●		●			●			●		●	●
	SNLM62CS		●		●			●			●	●	●	●
	SNLM64CS		●		●			●			●	●	●	●
	SNLM58CS		●		●			●			●	●	●	●
	SNLM56CS		●		●			●			●	●	●	●
	SNLM35C	●			●				●		●		●	
	SNLM35CS		●		●				●		●		●	
	SNLMP60CS		●		●	●				●		●		
	SNLMP70CS		●		●	●			●			●		
SN0800CS		●		●	●	●				●	●		●	
	SNU104C	●			●				●		●		●	
	SNU104CS		●		●				●		●		●	
	SNU126CS		●		●				●		●		●	
	SNU128CS		●		●				●		●		●	
	SN0125CS		●		●				●		●		●	●
	SN0110CS		●		●	●			●		●		●	●
	SN0128CS		●		●				●		●		●	●
	SNPT021CS		●		●	●	●					●		●


14

The best of  
nature

**WATER DISPENSERS  
AND FOUNTAINS**







Choose between a wide range of interior and exterior drinking water fountains in a variety of styles and finishes.

## WATER DISPENSERS AND FOUNTAINS

- » Mediclinics offers a wide range of solutions produced in AISI 304 stainless steel or plastic coated steel, with various cooling capacities which dispense water from a large bottle or are directly connected to a water outlet. Elegantly designed and strong water dispensers and fountains, intended for both interior and exterior locations.
- » Ideal for installation in schools, office buildings, airports, hospitals, shopping centres, etc. Whatever your needs are, Mediclinics has the right solution for you.

# Water dispensers and fountains

NEW



**FAM130CS**  
Wall



MATERIAL: **AISI 304 st. steel**  
FINISH: **satin**



**FAM120CS**  
Wall



MATERIAL: **AISI 304 st. steel**  
FINISH: **satin**

## COMPONENTS AND MATERIALS FAM130CS · FAM120CS

- Chromed brass fountain button.
- Connection to water mains and drain.
- Rear attachment to wall.
- Bright finish, to order.
- Rounded corners and no sharp edges to prevent any injury to the user.

### FAM130CS

- Contoured basin, specially designed to minimize splashing.

### FAM120CS

- Chrome-plated brass glass filler tap.

## TECHNICAL SPECIFICATIONS FAM130CS · FAM120CS

Water inlet 3 / 8"

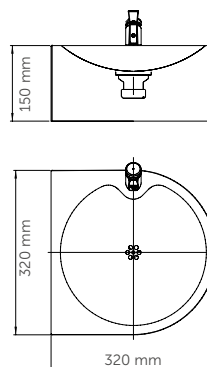
### FAM130CS

Water outlet 1 1/4" diam.  
Weight 2.4 kg

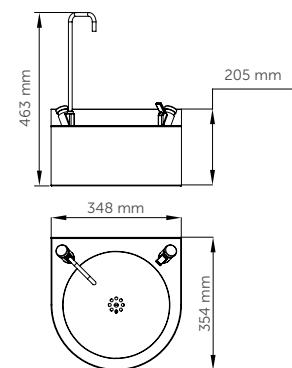
### FAM120CS

Water outlet ø 40 mm  
Weight 2.9 kg

### FAM130CS



### FAM120CS





# Water dispensers and fountains

DISPENSERS



**FA0100CS**  
Island

MATERIAL: **AISI 304 st. steel**  
FINISH: **satin**

**NEW**



**FA0120CS**  
Island

**FA0220CS**  
Island

MATERIAL: **AISI 304 st. steel**  
FINISH: **satin**

## COMPONENTS AND MATERIALS

### FA0100CS · FA0120CS · FA0220CS

Very easy to connect to the mains drinking water supply, providing a constant supply of water at room temperature.

Contoured basin, specially designed to minimize splashing.

Equipped with a chrome-plated brass dispenser, very robust and oxidation resistant, with instantaneous closing.

Rounded corners and no sharp edges to prevent any injury to the user.

#### FA0100CS

- Central body made up of 2 concentric enclosures, separated internally by high-density injected polyurethane, making the dispenser more robust and preventing the water from heating up.
- Floor fixing flange for installation.

#### FA0120CS · FA0220CS

- Basin directly embedded in the dispenser.
- Supplied with a flexible hose for connection to the mains water inlet.
- Fixings supplied.

## TECHNICAL SPECIFICATIONS

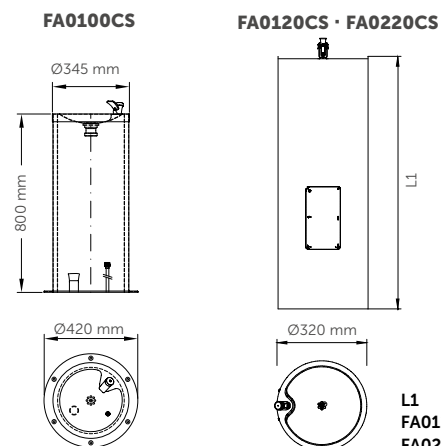
### FA0100CS · FA0120CS · FA0220CS

Water inlet	3 / 8"
Water outlet	Ø 40 mm

<b>FA0100CS</b>	
Weight	15.5 kg

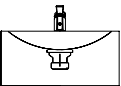
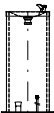
<b>FA0120CS</b>	
Weight	9 kg

<b>FA0220CS</b>	
Weight	9.6 kg



# Water dispensers and fountains

TABLE

	MODEL	DISPENSERS	MATERIAL / FINISH		SUITABLE FOR	
			Satin-finish AISI 304 stainless steel	Inner	Outer	
	FAM130CS	•	•	•	•	
	FAM120CS	•	•	•	•	
	FA0100CS	•	•	•	•	
	FA0120CS	•	•	•	•	
	FA0220CS	•	•	•	•	

15

The Medyclinics  
world in your  
hands

**ANNEXES**

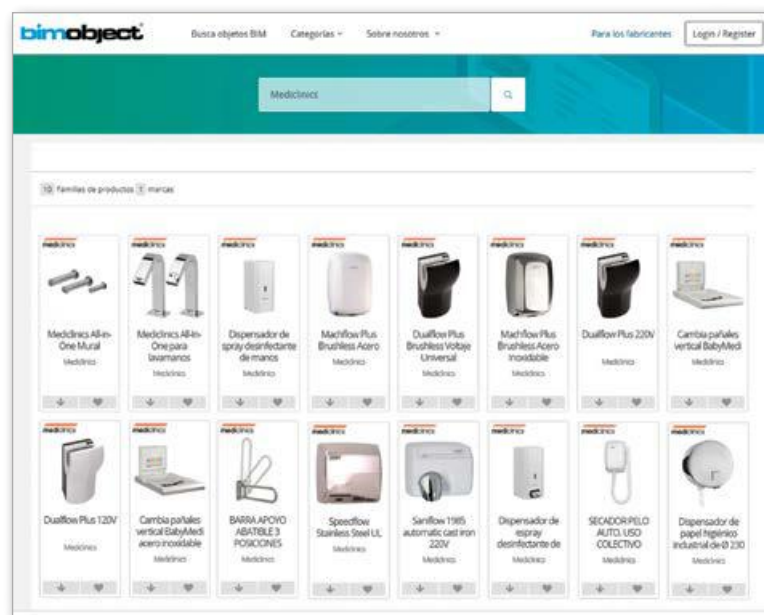


# Annexes

## MEDICLINICS BIM PROJECT

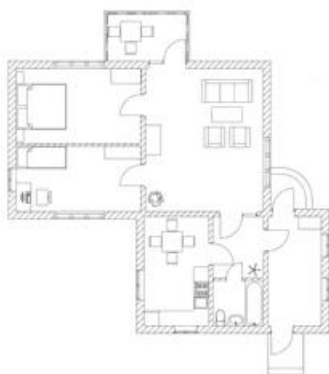
**bim** by **mediclinics** In September 2015, in line with our innovation policy on innovation, total quality and customer focus, we published more than 150 BIM objects in the BimObject® cloud. At that time, we were pioneers in the sector, no other manufacturer or distributor of hand dryers and washroom accessories for the public sector had yet taken on the production and publication of BIM objects.

We continue to publish BIM objects on the website of our partner BimObject® so that all our customers can obtain accurate, truthful and quality information to help them in their washroom design and construction projects. All of these BIM objects are available for download in the latest versions of Revit®, ArchiCAD® and SketchUP®, and the latest BIM objects are also available in 3DS, AutoCAD®, Filmbox 3D, IFC, OBJ and STL formats.



BIM stands for Building Information Modelling or Building Information Model. BIM is the process of generating and managing all the data of a building or infrastructure, in a collaborative way (the project is carried out by a multidisciplinary work team), throughout its entire life cycle

(conception, design, construction, operation, remodelling and demolition), using dynamic 3D building/infrastructure modelling software (Revit®, ArchiCad®, Allplan®, etc.), in real time. This optimizes time and resources in the design and construction phases of the



2D PROJECT



3D PROJECT



BIM PROJECT

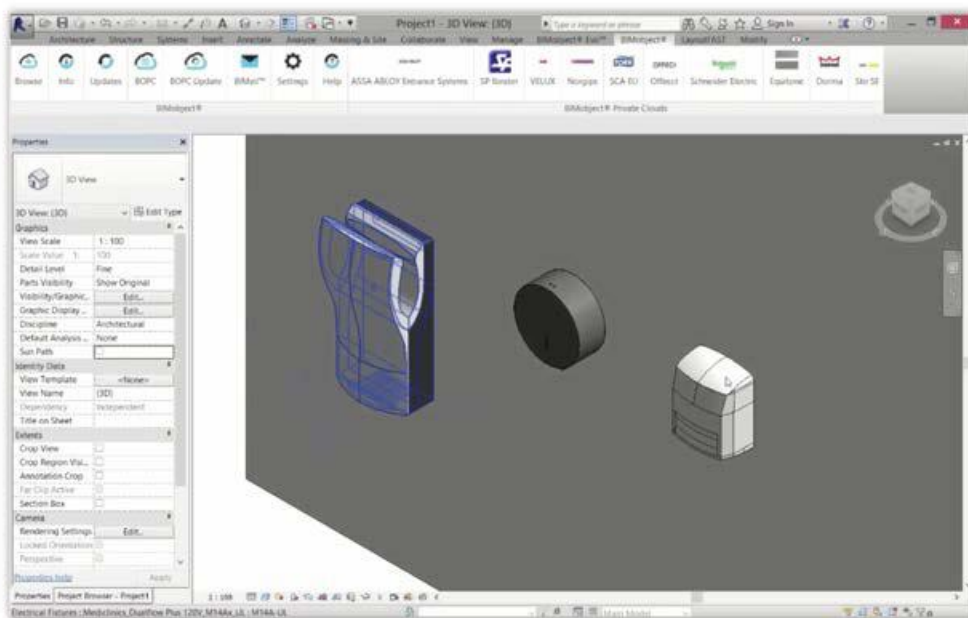


building/infrastructure. The final result of this process is the information model of the building/infrastructure, consisting of its geometry, its spatial relationships, its geographic information, as well as the quantities and properties of all its constituent elements (doors, windows, equipment, etc.), also called BIM objects. There is currently a strong trend in the construction world to develop projects with

BIM software to the detriment of traditional CAD software. It is for this reason that BIM objects are and will be more and more necessary, as they contain much more information than CAD files.

### When it comes to a hand dryer, a BIM file may contain:

- Information on its geometry and dimensions (2D/3D drawings)
- Technical characteristics (voltage, frequency, power, air speed, etc.)
- MEP (Mechanical, Electrical and Plumbing) connections
- Installation manuals
- Maintenance videos
- Product sketches
- Business information
- Product certifications
- etc.



### BIM is important for the construction and maintenance industries for the following reasons:

- It improves productivity and reduces costs.
- It reduces rework.
- It provides related documents.
- It provides a complete overview of project status and improves project coordination.

# Annexes

## MEDICLINICS REFERENCES IN THE WORLD

### AIRPORTS

- **JFK International Airport**, New York, United States
- **Bandaranaike International Airport**, Colombo, Sri Lanka
- **Chennai International Airport**, India
- **Istanbul International Airport**, Turkey
- **Charles de Gaulle International Airport**, Paris, France
- **Salvador International Airport**, Brazil
- **Monterrey International Airport**, Mexico
- **Barcelona - El Prat Airport**, Spain
- **Queen Alia International Airport**, Amman, Jordan
- **Clark International Airport**, Philippines
- **Sydney International Airport**, Australia

### CASINOS

- **Lloret de Mar Casino**, Girona, Spain
- **Sydney Opera House and Casino**, Australia
- **The Crown Casino, Melbourne**, Australia

### CINEMAS AND THEATRES

- **UGC cinemas**, Paris, France
- **Villegas cinemas**, Buenos Aires, Argentina
- **Broadway Cinema at Hollywood Plaza**, Hong Kong
- **Cineplex**, Peru
- **Royal Opera House**, Muscat, Oman
- **Royal Theatre**, Madrid, Spain
- **La Casona Theatre**, Buenos Aires, Argentina
- **Cinemark cinemas**, United States
- **Century cinemas**, United States

### HOSPITALS

- **Skolkovo Hospital in Moscow**, Russia
- **Curious Mind Child Development Center**, Washington D.C.
- **South Lake Hospital**, Clermont, FL
- **Santa Creu i Sant Pau Hospital**, Barcelona, Spain
- **St. Teresa's Hospital**, Kowloon, Hong Kong
- **Queen Mary Hospital**, Hong Kong
- **Stradini Hospital in Riga**, Latvia
- **Sembawang Nursing Home**, Singapore
- **San Marco Hospital**, Latina, Italy
- **Ghayathi Hospital**, Abu Dhabi, United Arab Emirates

### HOTELS

- **Grand Hyatt Chicago Hotel**, Chicago, IL
- **Grand Hyatt Hotel**, San Francisco, CA
- **Crown Regency Hotel**, Manila, Philippines
- **Best Western Sumadja Hotel**, Belgrade, Serbia
- **Hotel Ritz Carlton**, Bahrain
- **Intercontinental Hotel**, Johannesburg, South Africa
- **Sheraton Hotel**, Montevideo, Uruguay
- **Epic Sana Hotel**, Lisbon, Portugal
- **Melià**, Hotusa and AC hotels, Europe
- **Shamal Shera Resort**, Philippines

### MUSEUMS

- **Brooklyn Children's Museum**, New York, United States
- **Alexander Museum**, Tel Aviv, Israel
- **The National Maritime Museum**, Sydney, Australia
- **Guggenheim Museum**, Bilbao, Spain
- **Prado Museum**, Madrid, Spain
- **National Museum**, Warsaw, Poland
- **Diocesan and Regional Museum**, Spain

### STADIUMS

- **Dodger Stadium**, Los Angeles, United States
- **Ibn Batouta Stadium**, Tangier, Morocco
- **Camp Nou Stadium**, Barcelona, Spain
- **Santiago Bernabeu Stadium**, Madrid, Spain
- **London Olympic Stadium**, UK
- **Old Trafford Stadium**, Manchester, UK
- **Sydney Olympic Stadium**, Australia
- **L'Alqueria del Basket**, Spain

### CIRCUITS

- **Yas Marina Circuit**, emirate of Abu Dhabi, United Arab Emirates
- **Meydan Racecourse, Dubai**, United Arab Emirates

### RAILWAY STATIONS

- **Buquebus Central Station**, Buenos Aires, Argentina
- **Hong Kong MTR Stations**, Hong Kong

### AMUSEMENT PARKS

- **Sentosa Island Theme Park**, Singapore
- **Port Aventura**, Tarragona, Spain
- **Delaware State Amusement Park**, United States

### RESTAURANTS

- **Burger King**, Europe
- **McDonalds**, Europe
- **Dunkin' Donuts**, Chicago, United States
- **Arby's restaurants**, New Albany, United States
- **Subway restaurants**, United States
- **Dominos Pizza**, New York, United States
- **Kokoriko restaurants**, Colombia
- **Tramvai**, Milan, Italy
- **NBA Café**, Spain

### SCHOOLS

- **San José School**, San Jose, United States
- **Dan D. Rogers Elementary School**, Dallas, United States
- **York College of Pennsylvania**, United States
- **Troy Shorewood Elementary School**, United States
- **Polymechanics School**, Laval, Quebec, Canada
- **Sainte Thérèse Academy**, Rosemère, Quebec, Canada
- **Harrow International School**, Singapore
- **The Hills Sports High School**, Sydney, Australia
- **Joaquin Blume Residence for Athletes**, Spain

### SHOPPING CENTRES

- **Polo Park Shopping Centre**, Winnipeg, Manitoba, Canada
- **Bangsar Shopping Centre**, Kuala Lumpur, Malaysia
- **Top Ryde Shopping Centre**, Ryde, Australia
- **Manly Wharf Shopping Centre**, Sydney, Australia
- **Miraflores Shopping Centre**, Guatemala City, Guatemala
- **Azrieli Shopping Centre**, Tel Aviv, Israel
- **An Phu Plaza**, Ho Chi Minh City, Vietnam
- **Taikon Place Shopping Centre**, Hong Kong

### GYMS AND SPORT CENTRES

- **Canottieri Milano**, Italy
- **Metropolitan Fitness Centres**, Spain
- **Health Works Fitness, Queensland**, Australia
- **DIR Fitness Centres**, Barcelona, Spain
- **Reebok Sports Club**, Madrid, Spain
- **Barcino Tennis Club**, Spain

### STORES

- **Walmart stores**, United States
- **Umbria Gomme**, Milan, Italy
- **Ikea stores**, Europe

### UNIVERSITIES

- **Florida Atlantic University**, United States
- **Pennsylvania State University**, United States
- **University of California - Berkeley**, United States
- **National University of Singapore**, Singapore
- **University of Hong Kong**, Hong Kong
- **Lebanon University Campus**, Beirut, Lebanon
- **Queen Mary University of London**, United Kingdom
- **Autonomous Metropolitan University**, Mexico City, Mexico
- **Montevideo University of Architecture**, Uruguay
- **ESADE Business School**, Barcelona, Spain
- **Australian National University in Canberra**, Australia

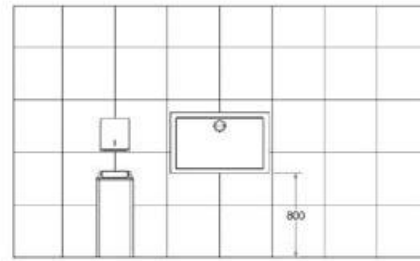
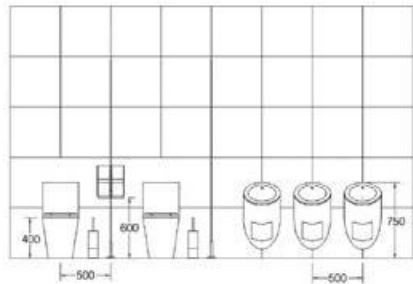
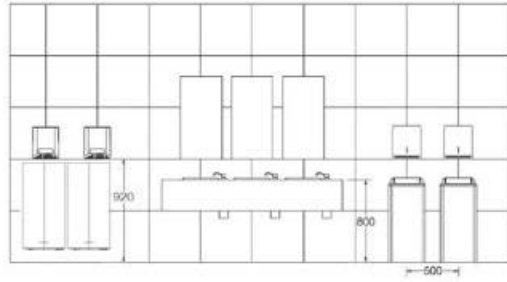
### OTHER

- **Ohio State Penitentiary**, Youngstown, United States
- **Texas Department of Transportation**, United States
- **New York Stock Exchange**, United States
- **Brazos County Council**, Rosenberg, United States
- **Nassau Tennis Club**, Skillman, United States
- **Glendale Heights Police Department**, United States
- **Broward Judicial Court**, United States
- **Sydney Fish Market**, Australia

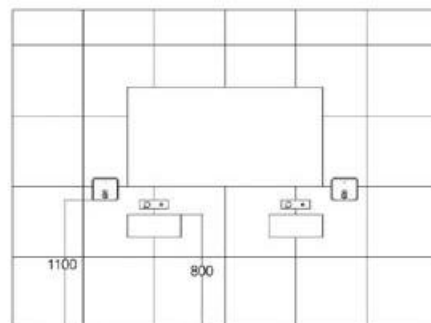
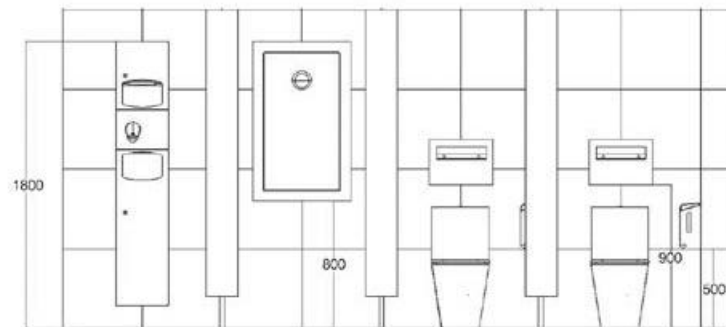
# Annexes

## EXAMPLES AND RECOMMENDED INSTALLATION HEIGHTS

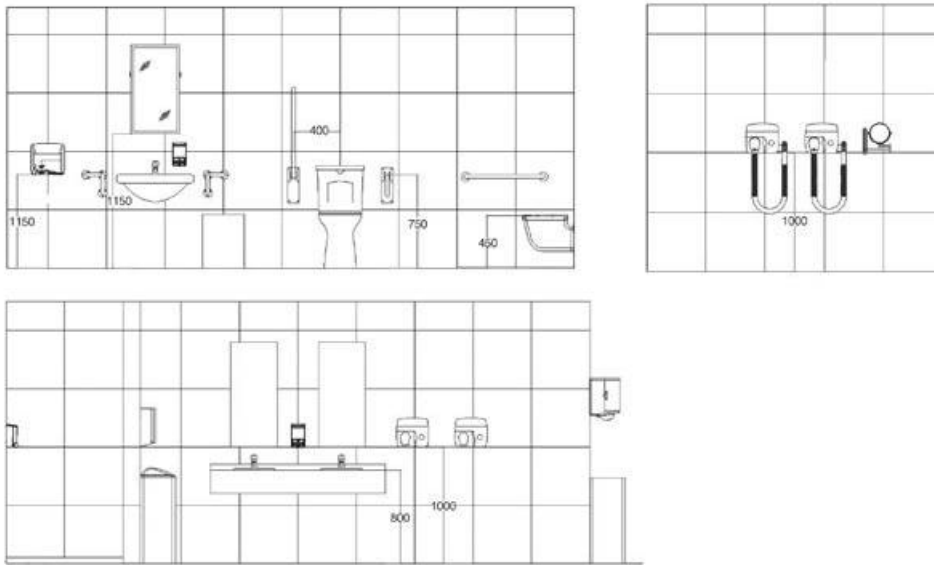
### AIRPORT



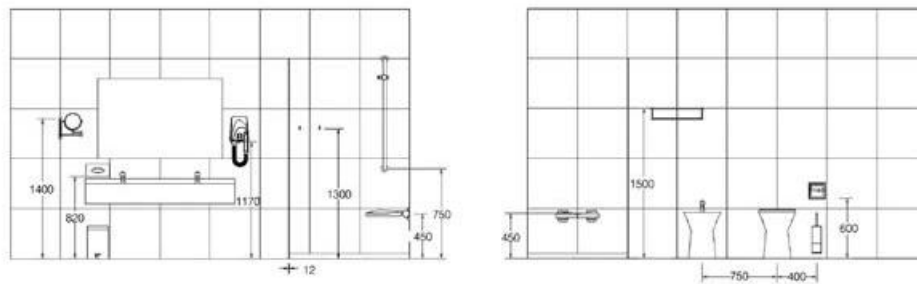
### CAFETERIA



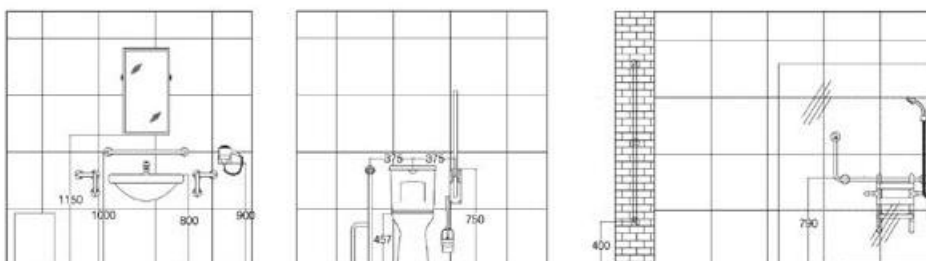
### GYM



### HOTEL



### ELDERLY CARE HOMES

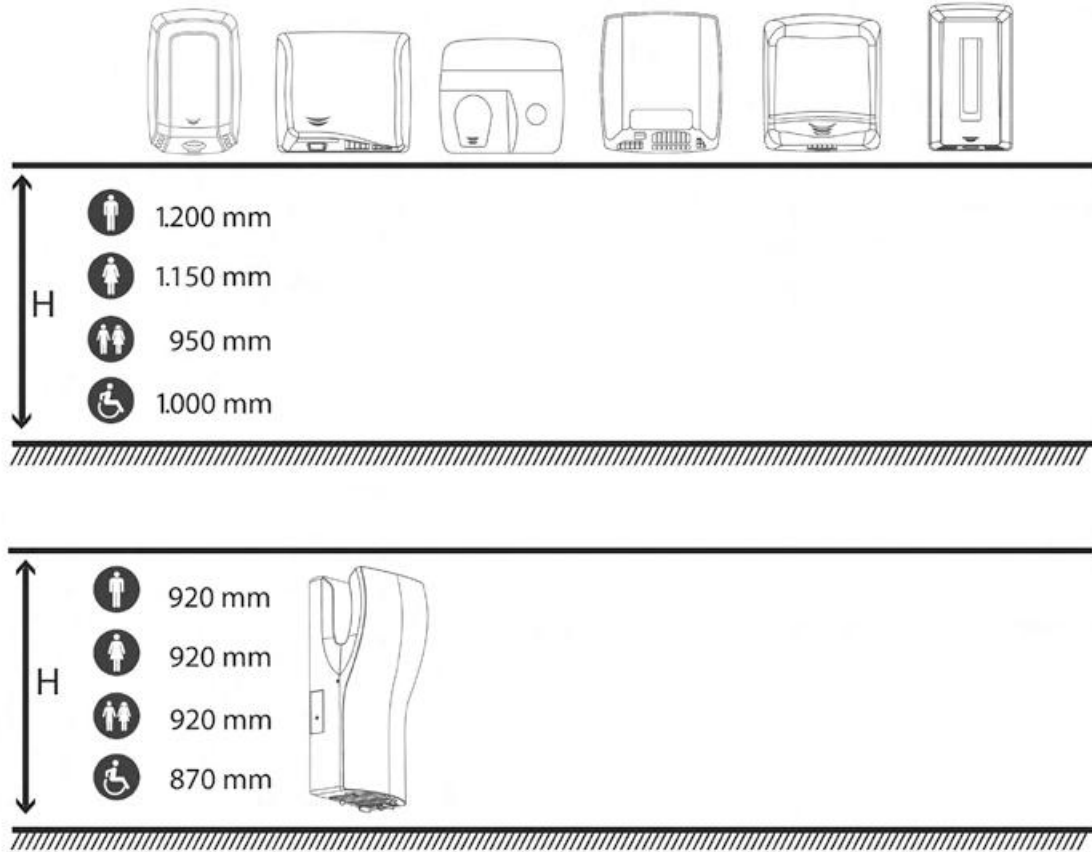




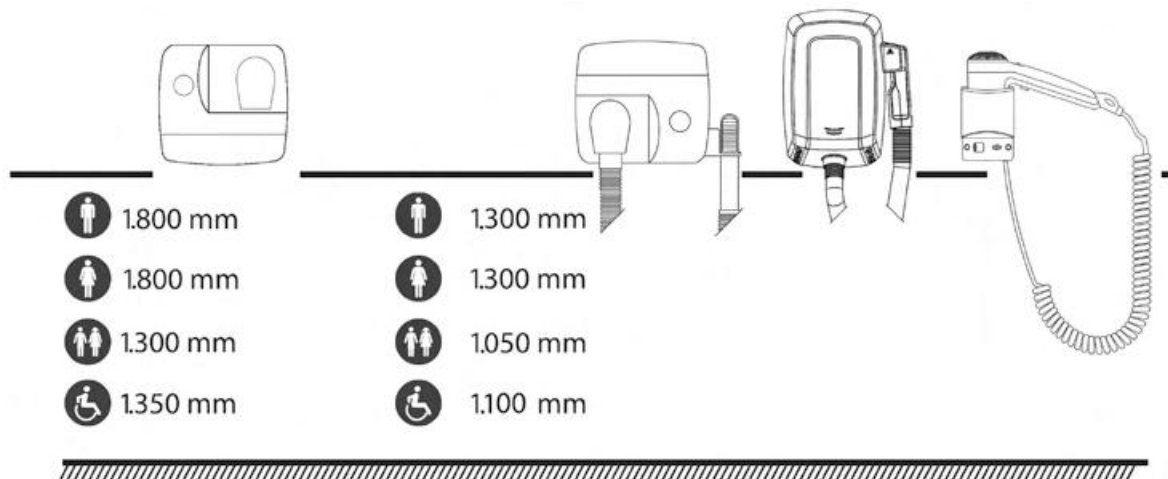
# Annexes








## EXAMPLES AND RECOMMENDED INSTALLATION HEIGHTS

### HEIGHT FOR HAND DRYERS



### HEIGHT FOR HAIR DRYERS



		WHITE EPOXY STEEL	BRIGHT STAINLESS STEEL	SATIN STAINLESS STEEL	BRIGHT CHROME-PLATED BRASS	PAGE
<b>HAND DRYERS</b>						
	M09A + KT009 M09ACS + KT009CS	●		●		40
	E05 + KT0005 E05C + KT0005C E05CS + KT0005CS	●	●	●		56
	M03 + KT0005 / M03AC+ KT0005C / M03ACS + KT0005CS	●	●	●		61
<b>SOAP DISPENSERS</b>						
	DJ0252AC				●	98
	DJT118 DJ0121C DJ0120C				●	105
	DJE0010CS			●		105
<b>TOILET PAPER ROLL DISPENSERS</b>						
	PRE700CS			●		114
	AIE310C		●			164
	AIE310CS			●		164
	AIE320C		●			164
	AIE320CS			●		164
<b>PAPER TOWEL DISPENSERS</b>						
	DTE0020CS / DT0040CS			●		124
<b>WASTE BINS</b>						
	PPE0010CS / PPE0035CS			●		135
	DTES0040Cs / DTES0060CS			●		145
	DTE0050CS			●		146
	DTE0010CS			●		146
	DTE0030CS			●		146

**GENERAL INSTRUCTIONS**

- Before applying any treatment, completely remove the plastic protection from the stainless steel.
- Do not use rough cloths, paper cloths or scouring pads.
- Dry the treated surface using a gentle cloth.
- As a general rule, use only a gentle cloth dampened with soapy water.
- The application of certain cleaning treatments may change the shade of a part's finish; therefore, treatment of the entire part may be necessary.
- Never use bleach, products based on hypochlorite solutions, liquids made with strong acids often used for cleaning floors and walls, hydrochloric acid or products containing petrol in the cleaning process.
- Pay special attention to the components of cleaning products, especially those specifically for cleaning bathrooms.
- In exceptional cases, carefully polish very specific areas. Then use a gentle cloth dampened with soapy water and dry thoroughly.
- Printed marks are easily removed when these cleaning processes are applied. Therefore, where possible, avoid applying on top of logos or other printed marks.

**CLEANING SPECIFICATIONS**

	WHAT WITH?	HOW?
<b>REGULAR CLEANING</b>	Liquid soap or neutral household detergent. Water.	Clean with a soft chamois cloth or sponge and warm water.  Remove any moisture with a dry cloth.  If the product is subjected to hostile environments, such as salt (near the sea), intense humidity, chlorine (swimming pools), etc., a further treatment in addition to regular cleaning is recommended, which involves the application of a household product containing silicon.
<b>MEDIUM SOIL LEVEL (stains, fingerprints...)</b>	Liquid soap or neutral household detergent. Water.  Cream or liquid polish for metals, specific for steel, such as the one manufactured by 3M.	Proceed in the same way as for regular cleaning. If you use specific household products, follow the manufacturer's instructions. Ensure that the products are liquid or cream. If using sprays, apply the product to the cloth, not directly onto the surface to be treated.
<b>HEAVY SOIL LEVEL (discolouration due to atmospheric agents)</b>	If the above procedures do not provide satisfactory results, carefully use household cleaners, degreasers or solvents. Never use products specifically designed for tin or copper as they may affect the colour of the steel. The 3M product recommended above may be useful in these cases.	Proceed in the same way as for regular cleaning. If you use specific household products, follow the manufacturer's instructions. Ensure that the products are liquid or cream. Before treating the entire affected surface, carry out a test on a small area.
<b>MINERAL DEPOSITS – LIMESCALE</b>	Dilute 5 % white vinegar in water.  Specific cleaning products for lime with a silicone protective base, for example, "Super brillo Oro" (with acetic or phosphoric acid).	Proceed in the same way as with regular cleaning. In the case of using specific cleaning products, follow the manufacturer's instructions. Before treating the entire affected surface, carry out a test on a small area.
<b>RUST MARKS</b>	Any of the above, excluding those indicated for highly resistant stains. You can use 3M Scotch-Brite specially designed for scratch-free cleaning of ceramic cooktops.	Gently and carefully polish using 3M Scotch-Brite in the direction of the grain or lines.  NOTE: This method only applies to satin finishes (rough polished), and never bright finishes (high gloss).

Mediclinics offers different stands with fitted products, in order to promote the product offering at points of sale. Display stands made of steel and vinyl, to communicate to the customer the main advantages of the product on display.

### DISPLAY STAND - MK0350

Steel display stand fitted with the main products in a variety of finishes.

Dimensions: 1,980 x 750 x 420 mm.



PRODUCT NOT INCLUDED

### DISPLAY STAND - MK0352

Steel display stand fitted with the Dualflow® Plus dryer. It includes leaflets with information on the machine.

Dimensions: 1,200 x 495 x 360 mm.



PRODUCT NOT INCLUDED

# Annexes

## CERTIFICATIONS

### GS/UL

- Guarantees that the stated technical specifications (voltage, power, consumption, etc.) are met.
- Guarantees that the user can never get access to the live parts of the appliance.
- Guarantees that the equipment will never experience abnormal temperature increases.
- Guarantees that the user will never receive an electric shock when touching accessible metal parts.
- Guarantees that our hand dryers are protected against transient surges.
- Guarantees that our machines have a humidity resistance of IP22, IP23 or even IPX4, depending on the model.
- Guarantees the minimum fire risk for all our equipment.
- Guarantees that the covers of our hand dryers can withstand impact energy of 0.5 J.



### EMC

- Guarantees that our appliances will not have any negative effects or cause collateral damage to other electrical or electronic devices in the vicinity by the emission of continuous or discontinuous disturbances.
- Guarantees that our units function properly without being affected by other devices in the environment, whether radiated or conducted through the mains electricity.
- Guarantees that our appliances function properly without generating radiated or conducted interference that may affect the operation of other devices in the vicinity.



### BLUE ANGEL

"Blue Angel" is an ecolabel awarded by the Federal Government of Germany for the protection of consumers and the environment.

It is a certification that is evaluated by an independent jury and sets very high standards. For more than 35 years it has been used as a guide for the selection of environmentally friendly products.

Its main objective is to protect the climate, reduce energy consumption and eliminate pollutants and waste, thus protecting the environment.

The "Blue Angel" environmental label for hand dryers is awarded to products with the following characteristics:

- Low energy consumption
- Very high level of drying
- Safe and recyclable design
- No use of environmentally harmful materials



### BUILDING GREEN APPROVED

The Building Green Approved concept has emerged from the need to develop standards for energy efficiency and environmental responsibility. It focuses mostly on resources such as energy, water and materials. The main objective of Building Green Approved is to obtain the maximum efficiency from these resources.

- It ensures equipment is energy-efficient and environmentally friendly.
- It reduces energy bills as well as the negative impact on the environment.
- It helps in the design and construction of healthier and more productive buildings and spaces for people.
- It enhances the energy efficiency of any type of building.
















### ISO 9001

- Guarantees the company is 100 % customer-orientated.
- Builds customer trust based on the company's ability to consistently deliver the agreed products and/or services.
- Facilitates the opening of new markets both nationally and internationally.
- Improves our competitive position in terms of increased revenue and market share.
- Increases productivity as a result of continuous improvements in our internal processes. Improvement of our internal organization, achieved through more fluid communications, with set responsibilities and objectives.
- Orientation towards continuous improvement which allows us to identify new opportunities to improve the objectives we have already achieved.
- Increased responsiveness and flexibility to changing market opportunities.
- Increased ability to create value, both for the company and for its suppliers and strategic partners.
- Improvement of the motivation of the staff within our organization, as well as their willingness to work as part of a team.





		CERTIFICATE / QUALITY SEAL			
		GS	EMC	UL / CSA	BUILDING GREEN
HAND DRYERS	Dualflow® plus				
	Machflow®				
	Speedflow®				
	Saniflow®				
	Mediflow®				
	Optima®				
	JuniorPlus®				
	Smartflow®				
HAIR DRYERS	Smartflow®				
CHANGING STATION	Babymedi® Tested according to: ASTM F2285-04 (2010)				

### Descriptive table of Mediclinics' certified products and the organizations that endorse them.



ADA. STANDARDS FOR ACCESSIBILITY IN BUILDINGS AND FACILITIES



UNE 41523. STANDARDS FOR ACCESSIBILITY IN BUILDINGS. SANITARY SPACES

ANSI S117.1. STANDARDS FOR ACCESSIBLE AND USABLE BUILDINGS AND FACILITIES

### If it is installed correctly:

- Eliminates architectural barriers and facilitates access to any space for people with reduced mobility.
- Allows people with reduced mobility to manoeuvre close to and use the appliances in any space.
- Designs products suitable for the specific needs of people with reduced mobility.
- Achieves shapes and textures that perfectly meet the needs of people with reduced mobility.
- Provides people with reduced mobility with the elements that allow them to move safely within any space.

The pallet dimensions for most of the products are given below:

A	120 x 80 x 110 cm
B	120 x 80 x 120 cm
C	120 x 80 x 130 cm
D	120 x 80 x 140 cm
E	120 x 80 x 165 cm
F	120 x 80 x 195 cm

## General sales conditions

General conditions of sale of exported products:

SHIPPING CONDITIONS:	EXW Barcelona, Spain, for orders of less than 3,000 euros (Incoterms 2010)
	FCA/FOB Barcelona, Spain, for orders of more than 3,000 euros (Incoterms 2010)
TERMS OF PAYMENT:	To be agreed upon.
SHIPPING TIMES:	To be confirmed for each order.
MINIMUM ORDER:	One pallet per model.

MEDICLINICS S.A. reserves the right to modify the products and their technical characteristics without prior notice.

# 16

Solutions  
from A to Z

**LIST OF PRODUCTS**



# List of products

CODE	DESCRIPTION	Page	CODE	DESCRIPTION	Page
<b>9391005SMD</b>	Optional shaft for adapting to industrial toilet paper	<b>113</b>	<b>AI0100C</b>	Bright-finish spare roll holder. Medinox series	<b>160</b>
<b>AC0083C</b>	Bright-finish tissue dispenser. Medicrom series	<b>170</b>	<b>AI0100CS</b>	Satin-finish spare roll holder. Medinox series	<b>160</b>
<b>AC0780C</b>	Bright-finish shelf. Medicrom series	<b>170</b>	<b>AI0110C</b>	Bright-finish towel rail. Medinox series	<b>158</b>
<b>AC0950C</b>	Bright-finish grab bar-towel rail. Medicrom series	<b>168</b>	<b>AI0110CS</b>	Satin-finish towel rail. Medinox series	<b>158</b>
<b>AC0956C</b>	Bright-finish grab bar. Medicrom series	<b>169</b>	<b>AI0113B</b>	Black roll holder. Medisteel series	<b>165</b>
<b>AC0957C</b>	Bright-finish grab bar with soap dish. Medicrom series	<b>169</b>	<b>AI0113C</b>	Bright-finish roll holder. Medisteel series	<b>165</b>
<b>AC0959C</b>	Bright-finish towel shelf. Medicrom series	<b>168</b>	<b>AI0113CS</b>	Satin-finish roll holder. Medisteel series	<b>165</b>
<b>AC0961C</b>	Bright-finish towel rail. Medicrom series	<b>168</b>	<b>AI0115B</b>	Black towel rail. Medisteel series	<b>162</b>
<b>AC0962C</b>	Bright-finish soap dish. Medicrom series	<b>170</b>	<b>AI0115C</b>	Bright-finish towel rail. Medisteel series	<b>162</b>
<b>AC0963C</b>	Bright-finish soap dish. Medicrom series	<b>170</b>	<b>AI0115CS</b>	Satin-finish towel rail. Medisteel series	<b>162</b>
<b>AC0964C</b>	Bright-finish triangular soap dish. Medicrom series	<b>170</b>	<b>AI0118B</b>	Black soap dish. Medisteel series	<b>163</b>
<b>AC0966C</b>	Bright-finish robe hook. Medicrom series	<b>171</b>	<b>AI0118C</b>	Bright-finish soap dish. Medisteel series	<b>163</b>
<b>AC0967C</b>	Bright-finish roll holder with cover. Medicrom series	<b>171</b>	<b>AI0118CS</b>	Satin-finish soap dish. Medisteel series	<b>163</b>
<b>AC0970C</b>	Bright-finish spare roll holder. Medicrom series	<b>171</b>	<b>AI0129B</b>	Bright-finish roll holder with cover. Medisteel series	<b>165</b>
<b>AC0973C</b>	Bright-finish grab bar-towel rail. Medicrom series	<b>168</b>	<b>AI0129C</b>	Bright-finish roll holder with cover. Medisteel series	<b>165</b>
<b>AC0974C</b>	Bright-finish grab bar-towel rail. Medicrom series	<b>168</b>	<b>AI0129CS</b>	Satin-finish roll holder with cover. Medisteel series	<b>165</b>
<b>AC0978C</b>	Bright-finish towel rail. Medicrom series	<b>169</b>	<b>AI0140C</b>	Bright-finish soap basket. Medinox series	<b>159</b>
<b>AC0979C</b>	Bright-finish towel rail. Medicrom series	<b>169</b>	<b>AI0140CS</b>	Satin-finish soap basket. Medinox series	<b>159</b>
<b>AI0010C</b>	Bright-finish robe hook. Medinox series	<b>161</b>	<b>AI0160C</b>	Bright-finish soap basket. Medinox series	<b>159</b>
<b>AI0010CS</b>	Satin-finish robe hook. Medinox series	<b>161</b>	<b>AI0160CS</b>	Satin-finish soap basket. Medinox series	<b>159</b>
<b>AI0020C</b>	Bright-finish towel rail. Medinox series	<b>157</b>	<b>AI0170C</b>	Bright-finish magnifying mirror. Medisteel series	<b>167</b>
<b>AI0020CS</b>	Satin-finish towel rail. Medinox series	<b>157</b>	<b>AI0184B</b>	Black towel rail. Medisteel series	<b>162</b>
<b>AI0030C</b>	Bright-finish double towel rail. Medinox series	<b>157</b>	<b>AI0184C</b>	Bright-finish towel rail. Medisteel series	<b>162</b>
<b>AI0030CS</b>	Satin-finish double towel rail. Medinox series	<b>157</b>	<b>AI0184CS</b>	Satin-finish towel rail. Medisteel series	<b>162</b>
<b>AI0033B</b>	Black robe hook. Medisteel series	<b>165</b>	<b>AI0310B</b>	Matte black roll holder with cover. Medisteel series	<b>164</b>
<b>AI0033C</b>	Bright-finish robe hook. Medisteel series	<b>166</b>	<b>AI0310C</b>	Bright-finish roll holder with cover. Medisteel series	<b>164</b>
<b>AI0033CS</b>	Satin-finish robe hook. Medisteel series	<b>166</b>	<b>AI0310CS</b>	Satin-finish roll holder with cover. Medisteel series	<b>164</b>
<b>AI0036B</b>	Black robe hook. Medisteel series	<b>165</b>	<b>AI0320B</b>	Matte black double roll holder with cover. Medisteel series	<b>164</b>
<b>AI0036C</b>	Bright-finish robe hook. Medisteel series	<b>166</b>	<b>AI0320C</b>	Bright-finish double roll holder with cover. Medisteel series	<b>164</b>
<b>AI0036CS</b>	Satin-finish robe hook. Medisteel series	<b>166</b>	<b>AI0320CS</b>	Satin-finish double roll holder with cover. Medisteel series	<b>164</b>
<b>AI0040C</b>	Bright-finish towel shelf. Medinox series	<b>157</b>	<b>AI0710C</b>	Bright-finish towel shelf. Medisteel series	<b>162</b>
<b>AI0040CS</b>	Satin-finish towel shelf. Medinox series	<b>157</b>	<b>AI0710CS</b>	Satin-finish towel shelf. Medisteel series	<b>162</b>
<b>AI0050C</b>	Bright-finish soap dish. Medinox series	<b>159</b>	<b>AI0720C</b>	Bright-finish shelf. Medisteel series	<b>163</b>
<b>AI0050CS</b>	Satin-finish soap dish. Medinox series	<b>159</b>	<b>AI0720CS</b>	Satin-finish shelf. Medisteel series	<b>163</b>
<b>AI0060C</b>	Bright-finish shelf. Medinox series	<b>158</b>	<b>AI0910C</b>	Bright-finish retractable clothes line. Medisteel series	<b>167</b>
<b>AI0060CS</b>	Satin-finish shelf. Medinox series	<b>158</b>	<b>AI0920C</b>	Bright-finish sanitary bag dispenser	<b>117</b>
<b>AI0070C</b>	Bright-finish roll holder. Medinox series	<b>160</b>	<b>AI0920CS</b>	Satin-finish sanitary bag dispenser	<b>117</b>
<b>AI0070CS</b>	Satin-finish roll holder. Medinox series	<b>160</b>	<b>AI0968C</b>	Bright-finish spare roll holder. Medisteel series	<b>165</b>
<b>AI0080C</b>	Bright-finish roll holder with cover. Medinox series	<b>160</b>	<b>AI0968CS</b>	Satin-finish spare roll holder. Medisteel series	<b>165</b>
<b>AI0080CS</b>	Satin-finish roll holder with cover. Medinox series	<b>160</b>	<b>AI0985B</b>	Black tissue dispenser. Medisteel series	<b>163</b>
<b>AI0090C</b>	Satin-finish towel rail. Medinox series	<b>158</b>	<b>AI0985C</b>	Bright-finish tissue dispenser. Medisteel series	<b>163</b>
<b>AI0090CS</b>	Bright-finish towel rail. Medinox series	<b>158</b>	<b>AI0985CS</b>	Satin-finish tissue dispenser. Medisteel series	<b>163</b>



# List of products

CODE	DESCRIPTION	Page
<b>AI1311B</b> <b>NEW!</b>	Matte black double towel rail. Aura series	<b>151</b>
<b>AI1311C</b> <b>NEW!</b>	Bright-finish double towel rail. Aura series	<b>151</b>
<b>AI1311CS</b> <b>NEW!</b>	Satin-finish double towel rail. Aura series	<b>151</b>
<b>AI1313B</b> <b>NEW!</b>	Matte black towel rail. Aura series	<b>151</b>
<b>AI1313C</b> <b>NEW!</b>	Bright-finish towel rail. Aura series	<b>151</b>
<b>AI1313CS</b> <b>NEW!</b>	Satin-finish single towel rail. Aura series	<b>151</b>
<b>AI1318B</b> <b>NEW!</b>	Matte black bathroom robe hook. Aura series	<b>153</b>
<b>AI1318C</b> <b>NEW!</b>	Bright-finish bathroom robe hook. Aura series	<b>153</b>
<b>AI1318CS</b> <b>NEW!</b>	Satin-finish bathroom robe hook. Aura series	<b>153</b>
<b>AI1321B</b> <b>NEW!</b>	Matte black toilet roll holder. Aura series	<b>152</b>
<b>AI1321C</b> <b>NEW!</b>	Bright-finish toilet roll holder. Aura series	<b>152</b>
<b>AI1321CS</b> <b>NEW!</b>	Satin-finish toilet roll holder. Aura series	<b>152</b>
<b>AI1323B</b> <b>NEW!</b>	Matte black bathroom shelf with towel rail. Harmonia series	<b>151</b>
<b>AI1323C</b> <b>NEW!</b>	Bright-finish bathroom shelf with towel rail. Harmonia series	<b>151</b>
<b>AI1323CS</b> <b>NEW!</b>	Satin-finish bathroom shelf with towel rail. Harmonia series	<b>151</b>
<b>AI1411B</b> <b>NEW!</b>	Matte black double towel rail. Harmonia series	<b>154</b>
<b>AI1411C</b> <b>NEW!</b>	Bright-finish double towel rail. Harmonia series	<b>154</b>
<b>AI1411CS</b> <b>NEW!</b>	Satin-finish double towel rail. Harmonia series	<b>154</b>
<b>AI1413B</b> <b>NEW!</b>	Matte black towel rail. Harmonia series	<b>154</b>
<b>AI1413C</b> <b>NEW!</b>	Bright-finish towel rail. Harmonia series	<b>154</b>
<b>AI1413CS</b> <b>NEW!</b>	Satin-finish single towel rail. Harmonia series	<b>154</b>
<b>AI1418B</b> <b>NEW!</b>	Matte black bathroom robe hook. Harmonia series	<b>156</b>
<b>AI1418C</b> <b>NEW!</b>	Bright-finish bathroom robe hook. Harmonia series	<b>156</b>
<b>AI1418CS</b> <b>NEW!</b>	Satin-finish bathroom robe hook. Harmonia series	<b>156</b>
<b>AI1421B</b> <b>NEW!</b>	Matte black toilet roll holder. Harmonia series	<b>155</b>
<b>AI1421C</b> <b>NEW!</b>	Bright-finish toilet roll holder. Harmonia series	<b>155</b>
<b>AI1421CS</b> <b>NEW!</b>	Satin-finish toilet roll holder. Harmonia series	<b>155</b>
<b>AI1423B</b> <b>NEW!</b>	Matte black bathroom shelf with towel rail. Harmonia series	<b>154</b>
<b>AI1423C</b> <b>NEW!</b>	Bright-finish bathroom shelf with towel rail. Harmonia series	<b>154</b>
<b>AI1423CS</b> <b>NEW!</b>	Satin-finish bathroom shelf with towel rail. Harmonia series	<b>154</b>
<b>AI2003B</b> <b>NEW!</b>	Matte black toilet roll holder with shelf. Aura series	<b>152</b>
<b>AI2003C</b> <b>NEW!</b>	Bright-finish toilet roll holder with shelf. Aura series	<b>152</b>
<b>AI2003CS</b> <b>NEW!</b>	Satin-finish toilet roll holder with shelf. Aura series	<b>152</b>
<b>AI2004B</b> <b>NEW!</b>	Matte black double toilet roll holder with shelf. Aura series	<b>152</b>
<b>AI2004C</b> <b>NEW!</b>	Bright-finish double toilet roll holder with shelf. Aura series	<b>152</b>
<b>AI2004CS</b> <b>NEW!</b>	Satin-finish double toilet roll holder with shelf. Aura series	<b>152</b>
<b>AI2005B</b> <b>NEW!</b>	Matte black toilet roll holder with shelf. Harmonia series	<b>155</b>
<b>AI2005C</b> <b>NEW!</b>	Bright-finish toilet roll holder with shelf. Harmonia series	<b>155</b>
<b>AI2005CS</b> <b>NEW!</b>	Satin-finish toilet roll holder with shelf. Harmonia series	<b>155</b>
<b>AI2006B</b> <b>NEW!</b>	Matte black double toilet roll holder with shelf. Harmonia series	<b>155</b>
<b>AI2006C</b> <b>NEW!</b>	Bright-finish double toilet roll holder with shelf. Harmonia series	<b>155</b>
<b>AI2006CS</b> <b>NEW!</b>	Satin-finish double toilet roll holder with shelf. Harmonia series	<b>155</b>

CODE	DESCRIPTION	Page
<b>AI2318B</b> <b>NEW!</b>	Matte black double bathroom robe hook. Aura series	<b>153</b>
<b>AI2318C</b> <b>NEW!</b>	Bright-finish double bathroom robe hook. Aura series	<b>153</b>
<b>AI2318CS</b> <b>NEW!</b>	Satin-finish double bathroom robe hook. Aura series	<b>153</b>
<b>AI2418B</b> <b>NEW!</b>	Matte black bathroom robe hook. Harmonia series	<b>156</b>
<b>AI2418C</b> <b>NEW!</b>	Bright-finish double bathroom robe hook. Harmonia series	<b>156</b>
<b>AI2418CS</b> <b>NEW!</b>	Satin-finish double bathroom robe hook. Harmonia series	<b>156</b>
<b>AIE310C</b>	Bright-finish recessed roll holder. Medisteel series	<b>164</b>
<b>AIE310CS</b>	Satin-finish recessed roll holder. Medisteel series	<b>164</b>
<b>AIE320C</b>	Bright-finish recessed double roll holder with cover. Medisteel series	<b>164</b>
<b>AIE320CS</b>	Satin-finish recessed double roll holder with cover. Medisteel series	<b>164</b>
<b>AM0100</b>	AISI 304 stainless steel-phenolic drop-down seat	<b>193</b>
<b>AM0201C</b>	Bright-finish stainless steel drop-down seat	<b>193</b>
<b>AM0201CS</b>	Satin-finish stainless steel drop-down seat	<b>193</b>
<b>AM0251C</b>	Bright-finish stainless steel drop-down seat with floor support	<b>194</b>
<b>AM0251CS</b>	Satin-finish stainless steel drop-down seat with floor support	<b>194</b>
<b>AM0500</b>	AISI 304 stainless steel-phenolic reversible seat	<b>194</b>
<b>BA0130C</b>	Bright-finish 130° angled bar. Medinox series	<b>192</b>
<b>BA0130CS</b>	Satin-finish 130° angled bar. Medinox series	<b>192</b>
<b>BA2130 B</b> <b>NEW!</b>	Black 130° angled bar. Medinox series	<b>183</b>
<b>BA2130</b> <b>NEW!</b>	White 130° angled bar. Medinox series	<b>183</b>
<b>BAD090C</b>	Bright-finish 90° angled bar. Medinox series	<b>185</b>
<b>BAD090CS</b>	Satin-finish 90° angled bar. Medinox series	<b>185</b>
<b>BAI090C</b>	Bright-finish 90° angled bar. Medinox series	<b>185</b>
<b>BAI090CS</b>	Satin-finish 90° angled bar. Medinox series	<b>185</b>
<b>BD0700C</b>	Bright-finish angled bar on 2 walls. Medinox series	<b>191</b>
<b>BD0700CS</b>	Satin-finish angled bar on 2 walls. Medinox series	<b>191</b>
<b>BD2700</b> <b>NEW!</b>	White angled bar on 2 walls. Medinox series	<b>183</b>
<b>BD2700B</b> <b>NEW!</b>	Black angled bar on 2 walls. Medinox series	<b>183</b>
<b>BFD600C</b>	Bright-finish wall bar with 3 anchoring points. Medinox series	<b>190</b>
<b>BFD600CS</b>	Satin-finish wall bar with 3 anchoring points. Medinox series	<b>190</b>
<b>BF1600C</b>	Bright-finish wall bar with 3 anchoring points. Medinox series	<b>190</b>
<b>BF1600CS</b>	Satin-finish wall bar with 3 anchoring points. Medinox series	<b>190</b>
<b>BG0089CS</b>	Satin-finish horizontal drop-down bar. Medinox series	<b>188</b>
<b>BG0800C</b>	Bright-finish vertical drop-down bar. Medinox series	<b>186</b>
<b>BG0800CS</b>	Satin-finish vertical drop-down bar. Medinox series	<b>186</b>
<b>BG0850CS</b>	Satin-finish vertical drop-down bar. Medinox series	<b>186</b>
<b>BG0900CS</b>	Satin-finish vertical drop-down bar with 3 positions. Medinox series	<b>186</b>
<b>BG2800</b> <b>NEW!</b>	White vertical drop-down bar. Medinox series	<b>182</b>
<b>BG2800B</b> <b>NEW!</b>	Black vertical drop-down bar. Medinox series	<b>182</b>
<b>BGA0820C</b>	Bright-finish vertical drop-down bar with support. Medinox series	<b>187</b>
<b>BGA0820CS</b>	Satin-finish vertical drop-down bar with support. Medinox series	<b>187</b>
<b>BGC2710</b> <b>NEW!</b>	White vertical drop-down bar with column. Medinox series	<b>182</b>





# List of products

CODE	DESCRIPTION	Page
<b>DJF0038ACS-TRAFO</b> <b>NEW!</b>	Satin-finish automatic surface soap dispenser 1.5 l foam soap. With TRANSFORMER	<b>96</b>
<b>DJF0038AC-TRAFO</b> <b>NEW!</b>	Bright-finish automatic surface soap dispenser 1.5 l foam soap. With TRANSFORMER	<b>96</b>
<b>DJF0038A-TRAFO</b> <b>NEW!</b>	White automatic surface soap dispenser 1.5 l foam soap. With TRANSFORMER	<b>96</b>
<b>DJFM0038A</b> <b>NEW!</b>	Behind-the-mirror soap dispenser. Foam soap	<b>45/ 97</b>
<b>DJFM0038A-TRAFO</b> <b>NEW!</b>	Behind-the-mirror soap dispenser. Foam soap	<b>45/ 97</b>
<b>DJFP035</b>	White surface liquid soap dispenser with lever 1.5 l foam soap	<b>104</b>
<b>DJFP035B</b>	Black surface liquid soap dispenser with lever 1.5 l foam soap	<b>104</b>
<b>DJFP035C</b>	Bright-finish surface liquid soap dispenser with lever 1.5 l foam soap	<b>104</b>
<b>DJFP035CS</b>	Satin-finish surface liquid soap dispenser with lever 1.5 l foam soap	<b>104</b>
<b>DJM0037A</b> <b>NEW!</b>	Behind-the-mirror surface soap dispenser, 1 l liquid soap	<b>45/ 97</b>
<b>DJM0037A-TRAFO</b> <b>NEW!</b>	Behind-the-mirror surface soap dispenser, 1 l liquid soap. With TRANSFORMER	<b>45/ 97</b>
<b>DJP0034</b>	White surface liquid soap dispenser with lever 1.5 l liquid soap	<b>104</b>
<b>DJP0034B</b>	Black surface liquid soap dispenser with lever 1.5 l liquid soap	<b>104</b>
<b>DJP0034C</b>	Bright-finish surface liquid soap dispenser with lever 1.5 l liquid soap	<b>104</b>
<b>DJP0034CS</b>	Satin-finish surface liquid soap dispenser with lever 1.5 l liquid soap	<b>104</b>
<b>DJS0033</b>	White manual surface soap dispenser 1.5 l spray soap	<b>100</b>
<b>DJS0033B</b>	Black manual surface soap dispenser 1.5 l spray soap	<b>100</b>
<b>DJS0033C</b>	Bright-finish manual surface soap dispenser 1.5 l spray soap	<b>100</b>
<b>DJS0033CS</b>	Satin-finish manual surface soap dispenser 1.5 l spray soap	<b>100</b>
<b>DJS0039A</b> <b>NEW!</b>	White automatic surface soap dispenser 1.5 l spray soap	<b>95</b>
<b>DJS0039AB</b> <b>NEW!</b>	Black automatic surface soap dispenser 1.5 l spray soap	<b>95</b>
<b>DJS0039AB-TRAFO</b> <b>NEW!</b>	Black automatic surface soap dispenser 1.5 l spray soap. With TRANSFORMER	<b>96</b>
<b>DJS0039AC</b> <b>NEW!</b>	Bright-finish automatic surface soap dispenser 1.5 l spray soap	<b>95</b>
<b>DJS0039ACS</b> <b>NEW!</b>	Satin-finish automatic surface soap dispenser 1.5 l spray soap	<b>96</b>
<b>DJS0039ACS-TRAFO</b> <b>NEW!</b>	Satin-finish automatic surface soap dispenser 1.5 l soap spray. With TRANSFORMER	<b>96</b>
<b>DJS0039AC-TRAFO</b> <b>NEW!</b>	Bright-finish automatic surface soap dispenser 1.5 l spray soap. With TRANSFORMER	<b>96</b>
<b>DJS0039A-TRAFO</b> <b>NEW!</b>	White automatic surface soap dispenser 1.5 l spray soap. With TRANSFORMER	<b>96</b>
<b>DJSM0039A</b> <b>NEW!</b>	Behind-the-mirror soap dispenser. Spray soap	<b>45/ 97</b>
<b>DJSM0039A-TRAFO</b> <b>NEW!</b>	Behind-the-mirror soap dispenser. Spray soap	<b>45/ 97</b>
<b>DJSP036</b>	White surface liquid soap dispenser with lever 1.5 l spray soap	<b>104</b>
<b>DJSP036B</b>	Black surface liquid soap dispenser with lever 1.5 l spray soap	<b>104</b>
<b>DJSP036C</b>	Bright-finish surface liquid soap dispenser with lever 1.5 l spray	<b>104</b>
<b>DJSP036CS</b>	Satin-finish surface liquid soap dispenser with lever 1.5 l spray soap	<b>104</b>
<b>DJT118</b>	Recessed worktop soap dispenser 0.95 l liquid soap	<b>105</b>
<b>DT0208ACS</b>	Satin-finish wall-mounted automatic paper towel roll dispenser	<b>125</b>
<b>DT0303</b>	White jumbo roll dispenser, Ø250 mm	<b>126</b>
<b>DT0303C</b>	Bright-finish jumbo roll dispenser, Ø250 mm	<b>126</b>
<b>DT0303CS</b>	Satin-finish jumbo roll dispenser, Ø250 mm	<b>126</b>
<b>DT2106</b>	White paper towel dispenser 400-600 units C/Z	<b>123</b>
<b>DT2106B</b>	Black paper towel dispenser 400-600 units C/Z	<b>123</b>
<b>DT2106C</b>	Bright-finish paper towel dispenser 400-600 units C/Z	<b>123</b>
<b>DT2106CS</b>	Satin-finish paper towel dispenser 400-600 units C/Z	<b>123</b>

CODE	DESCRIPTION	Page
<b>DTE0010CS</b>	Paper towel dispenser + 26.5 l waste bin combined unit, recessed	<b>146</b>
<b>DTE0020CS</b>	Satin-finish recessed paper towel dispenser. 200-400 units C/Z	<b>124</b>
<b>DTE0030CS</b>	Paper towel dispenser + 8 l waste bin combined unit, recessed	<b>146</b>
<b>DTE0040CS</b> <b>NEW!</b>	Satin-finish recessed paper towel dispenser, 600-800 units. C/Z Bradley	<b>124</b>
<b>DTE0050CS</b>	Paper towel dispenser + 17 l waste bin combined unit, recessed	<b>146</b>
<b>DTES0040CS</b>	Paper towel dispenser + waste bin + hand dryer combined unit	<b>145</b>
<b>DTES0060CS</b> <b>NEW!</b>	Paper towel dispenser + waste bin + hand dryer combined unit	<b>145</b>
<b>DTH100</b>	White folded toilet tissue dispenser, 400 units	<b>117</b>
<b>DTH100C</b>	Bright-finish folded toilet tissue dispenser, 400 units	<b>117</b>
<b>DTH100CS</b>	Satin-finish folded toilet tissue dispenser, 400 units	<b>117</b>
<b>DTM2106</b> <b>NEW!</b>	Behind-the-mirror paper dispenser, 400-600 units C/Z	<b>45/ 124</b>
<b>DTP025CS</b>	Satin paper towel roll dispenser with lever	<b>125</b>
<b>E05</b>	Saniflow white manual hand dryer	<b>53</b>
<b>E05A</b>	Saniflow white automatic hand dryer	<b>51</b>
<b>E05AB</b>	Saniflow black automatic hand dryer	<b>51</b>
<b>E05AC</b>	Saniflow bright-finish automatic hand dryer	<b>51</b>
<b>E05ACS</b>	Saniflow satin-finish automatic hand dryer	<b>51</b>
<b>E05B</b>	Saniflow black manual hand dryer	<b>53</b>
<b>E05C</b>	Saniflow bright-finish manual hand dryer	<b>53</b>
<b>E05CS</b>	Saniflow satin-finish manual hand dryer	<b>53</b>
<b>E85</b>	Saniflow white manual hand dryer	<b>55</b>
<b>E85A</b>	Saniflow white manual hand dryer	<b>55</b>
<b>E88</b>	Saniflow white manual hand dryer	<b>54</b>
<b>E88A</b>	Saniflow white automatic hand dryer	<b>52</b>
<b>E88AC</b>	Saniflow bright-finish automatic hand dryer	<b>52</b>
<b>E88ACS</b>	Saniflow satin-finish automatic hand dryer	<b>52</b>
<b>E88AO</b>	Saniflow "gold" automatic hand dryer	<b>52</b>
<b>E88C</b>	Saniflow bright-finish manual hand dryer	<b>54</b>
<b>E88CS</b>	Saniflow satin-finish manual hand dryer	<b>54</b>
<b>E88O</b>	Saniflow "gold" manual hand dryer	<b>54</b>
<b>EP0300</b>	White pivot mirror, 700 x 500 mm	<b>195</b>
<b>EP0300CS</b>	Satin-finish pivot mirror, 700 x 500 mm	<b>195</b>
<b>EP0350CS</b>	Fixed mirror 700 x 500 mm	<b>195</b>
<b>EP0400CS</b>	Satin-finish pivot mirror, 800 x 600 mm	<b>195</b>
<b>EP0450CS</b>	Fixed mirror 800 x 600 mm	<b>195</b>
<b>ES0010</b>	White toilet brush set. Medicolor series	<b>172</b>
<b>ES0010B</b> <b>NEW!</b>	Black toilet brush set. Medicolor series	<b>172</b>
<b>ES0010C</b>	Bright-finish toilet brush set. Medicrom series	<b>172</b>
<b>ES0965C</b>	Bright-finish toilet brush set. Medinox series	<b>161</b>
<b>ES0965CS</b>	Satin-finish brush set. Medinox series	<b>161</b>
<b>ES0968C</b>	Bright-finish toilet brush set. Medisteele series	<b>166</b>
<b>ES0968CS</b>	Satin-finish brush set. Medisteele series	<b>166</b>

# List of products

CODE	DESCRIPTION	Page
<b>ES1002B</b> <b>NEW!</b>	Matte black toilet brush set. Aura series	<b>153</b>
<b>ES1002C</b> <b>NEW!</b>	Bright-finish toilet brush set. Aura series	<b>153</b>
<b>ES1002CS</b> <b>NEW!</b>	Satin-finish brush set. Aura series	<b>153</b>
<b>ES1003B</b> <b>NEW!</b>	Matte black toilet brush set. Harmonia series	<b>156</b>
<b>ES1003C</b> <b>NEW!</b>	Bright-finish toilet brush set. Harmonia series	<b>156</b>
<b>ES1003CS</b> <b>NEW!</b>	Satin-finish brush set. Harmonia series	<b>156</b>
<b>FA0120CS</b> <b>NEW!</b>	Water dispenser island, 800 mm height	<b>220</b>
<b>FA0220CS</b> <b>NEW!</b>	Water dispenser island, 915 mm height	<b>220</b>
<b>FAM120CS</b>	Wall-mounted water dispenser	<b>219</b>
<b>FAM130CS</b> <b>NEW!</b>	Wall-mounted water dispenser	<b>219</b>
<b>GA003AC</b> <b>NEW!</b>	Tube tap with sensor	<b>80</b>
<b>GAJ002AC</b> <b>NEW!</b>	Soap and water dispenser with swan neck tap	<b>79</b>
<b>HGPT0020B</b> <b>NEW!</b>	Black sanitizing station	<b>99</b>
<b>HGPT0040</b> <b>NEW!</b>	White sanitizing station	<b>99</b>
<b>HGPT0050B</b> <b>NEW!</b>	Black pedal-operated sanitizing station	<b>99</b>
<b>HGPT0070B</b> <b>NEW!</b>	Plate holder in automatic soap dispenser	<b>91/ 92</b>
<b>KA0090</b> <b>NEW!</b>	TRANSFORMER accessory for automatic soap dispenser	<b>95, 96, 97</b>
<b>KA0090-TYPE A</b> <b>KA0090-TYPE G</b> <b>KA0090B-2M</b>	TRANSFORMER accessory for automatic soap dispenser	<b>96, 97</b>
<b>KA0090B-A-2M</b> <b>KA0090B-G-2M</b> <b>KA0090-5M</b> <b>KA0090-A-5M</b> <b>KA0090-G-5M</b>	TRANSFORMER accessory for automatic soap dispenser	<b>96, 97</b>
<b>KA0252</b> <b>NEW!</b>	TRANSFORMER accessory for DJ0252AC soap dispenser	<b>98</b>
<b>KG0020B</b> <b>NEW!</b>	Glove holder for HGPT0020B sanitizing station	<b>99</b>
<b>KIT2789</b>	Optional shaft for 3 rolls	<b>112</b>
<b>KITDESM14A</b>	Dualflow Plus hand dryer wastewater outlet kit	<b>33</b>
<b>KT0005</b>	White Saniflow recess kit	<b>56</b>
<b>KT0005C</b>	Bright-finish Saniflow recess kit	<b>56</b>
<b>KT0005CS</b>	Satin-finish Saniflow recess kit	<b>56</b>
<b>KT0010</b>	White Mediflow recess kit	<b>61</b>
<b>KT0010C</b>	Bright-finish Mediflow recess kit	<b>61</b>
<b>KT0010CS</b>	Satin-finish Mediflow recess kit	<b>61</b>
<b>KT0030CS</b>	DTE0030CS wall-mounting frame	<b>146</b>
<b>KT0040CS</b>	DTES0040CS or DTES0060CS surface-mounting frame	<b>145</b>
<b>KT009</b>	Machflow Plus / Machflow dryer recess kit	<b>40</b>
<b>KT009CS</b>	Machflow Plus / Machflow dryer recess kit	<b>40</b>
<b>KTP009</b>	Plug-in kit for Machflow Plus / Machflow dryer	<b>41</b>
<b>KTR100</b>	Overflow kit	<b>207</b>
<b>M02A</b>	White Mediflow hand dryer	<b>59</b>
<b>M02AB</b>	Black Mediflow hand dryer	<b>59</b>
<b>M02AC</b>	Bright-finish Mediflow hand dryer	<b>59</b>
<b>M02ACS</b>	Satin-finish Mediflow hand dryer	<b>59</b>
<b>M03A</b>	White Mediflow hand dryer	<b>60</b>

CODE	DESCRIPTION	Page
<b>M03AB</b>	Black Mediflow hand dryer	<b>60</b>
<b>M03AC</b>	Bright-finish Mediflow hand dryer	<b>60</b>
<b>M03ACS</b>	Satin-finish Mediflow hand dryer	<b>60</b>
<b>M04A</b>	White Smartflow hand dryer	<b>69</b>
<b>M04AB</b> <b>NEW!</b>	Black Smartflow hand dryer	<b>69</b>
<b>M04AC</b>	Bright-finish Smartflow hand dryer	<b>69</b>
<b>M04ACS</b>	Satin-finish Smartflow hand dryer	<b>69</b>
<b>M06A</b>	White Speedflow plus hand dryer	<b>46</b>
<b>M06AB</b>	Black Speedflow plus hand dryer	<b>46</b>
<b>M06AC</b>	Bright-finish Speedflow plus hand dryer	<b>46</b>
<b>M06ACS</b>	Satin-finish Speedflow plus hand dryer	<b>47</b>
<b>M06AF</b>	White Speedflow plus hand dryer	<b>47</b>
<b>M092A</b> <b>NEW!</b>	Swan neck tap hand dryer	<b>79</b>
<b>M093A</b> <b>NEW!</b>	Tube tap hand dryer	<b>80</b>
<b>M09A</b>	White Machflow hand dryer with HEPA	<b>39</b>
<b>M09AB</b>	Black Machflow hand dryer with HEPA	<b>39</b>
<b>M09AB-FIL</b> <b>NEW!</b>	Black Machflow hand dryer with HEPA	<b>39</b>
<b>M09AB-I</b> <b>NEW!</b>	Black Machflow hand dryer with HEPA and ionizer	<b>39</b>
<b>M09AC</b>	Bright Machflow hand dryer with HEPA	<b>39</b>
<b>M09AC-FIL</b> <b>NEW!</b>	Bright-finish Machflow hand dryer with HEPA	<b>39</b>
<b>M09AC-I</b> <b>NEW!</b>	Bright-finish Machflow hand dryer with HEPA and ionizer	<b>39</b>
<b>M09ACS</b>	Satin Machflow hand dryer with HEPA	<b>39</b>
<b>M09ACS-FIL</b> <b>NEW!</b>	Satin-finish Machflow hand dryer with HEPA	<b>39</b>
<b>M09ACS-I</b> <b>NEW!</b>	Satin-finish Machflow hand dryer with HEPA and ionizer	<b>39</b>
<b>M09A-FIL</b> <b>NEW!</b>	White Machflow hand dryer with HEPA	<b>39</b>
<b>M09A-I</b> <b>NEW!</b>	White Machflow hand dryer with HEPA and ionizer	<b>39</b>
<b>M14A</b>	White Dualflow Plus hand dryer	<b>35</b>
<b>M14AB</b>	Black Dualflow Plus hand dryer	<b>35</b>
<b>M14AB-DES</b> <b>NEW!</b>	Black Dualflow Plus hand dryer with drain	<b>35</b>
<b>M14AB-DES-I</b> <b>NEW!</b>	Black Dualflow Plus hand dryer with drain and ionizer	<b>35</b>
<b>M14AB-I</b> <b>NEW!</b>	Black Dualflow Plus hand dryer with ionizer	<b>35</b>
<b>M14ACS</b>	Satin-finish Dualflow Plus hand dryer	<b>35</b>
<b>M14ACS-DES</b> <b>NEW!</b>	Satin-finish Dualflow Plus hand dryer with drain	<b>35</b>
<b>M14ACS-DES-I</b> <b>NEW!</b>	Satin-finish Dualflow Plus hand dryer with drain and ionizer	<b>35</b>
<b>M14ACS-I</b> <b>NEW!</b>	Satin-finish Dualflow Plus hand dryer with ionizer	<b>35</b>
<b>M14A-DES</b> <b>NEW!</b>	White Dualflow Plus hand dryer with drain	<b>35</b>
<b>M14A-DES-I</b> <b>NEW!</b>	White Dualflow Plus hand dryer with drain and ionizer	<b>35</b>
<b>M14A-I</b> <b>NEW!</b>	White Dualflow Plus hand dryer with ionizer	<b>35</b>
<b>M17A</b>	White Speedflow Plus hand dryer with HEPA	<b>44</b>
<b>M17AB</b>	Black Speedflow Plus hand dryer with HEPA	<b>44</b>
<b>M17AB-I</b> <b>NEW!</b>	Speedflow hand dryer with HEPA and ionizer	<b>44</b>
<b>M17AC</b>	Bright-finish Speedflow Plus hand dryer with HEPA	<b>44</b>

# List of products

CODE	DESCRIPTION	Page
<b>M17AC-I</b> <b>NEW!</b>	Speedflow hand dryer with HEPA and ionizer	<b>44</b>
<b>M17ACS</b>	Satin-finish Speedflow Plus hand dryer with HEPA	<b>44</b>
<b>M17AF</b>	White enamelled Speedflow Plus hand dryer with HEPA	<b>44</b>
<b>M17AF-I</b>	White enamelled Speedflow Plus hand dryer with HEPA and ionizer	<b>44</b>
<b>M17ACS-I</b> <b>NEW!</b>	Speedflow hand dryer with HEPA and ionizer	<b>44</b>
<b>M17A-I</b> <b>NEW!</b>	Speedflow hand dryer with HEPA and ionizer	<b>44</b>
<b>M19A</b> <b>NEW!</b>	White Machflow Plus brushless hand dryer with HEPA and ionizer	<b>38</b>
<b>M19AB</b> <b>NEW!</b>	Black Machflow Plus brushless hand dryer with HEPA and ionizer	<b>38</b>
<b>M19AB-FIL</b> <b>NEW!</b>	Black Machflow Plus brushless hand dryer with HEPA	<b>38</b>
<b>M19AB-I</b> <b>NEW!</b>	Black Machflow Plus brushless hand dryer with HEPA and ionizer	<b>38</b>
<b>M19AC</b> <b>NEW!</b>	Bright-finish Machflow Plus brushless hand dryer with HEPA	<b>38</b>
<b>M19AC-FIL</b> <b>NEW!</b>	Bright-finish Machflow Plus brushless hand dryer with HEPA	<b>38</b>
<b>M19AC-I</b> <b>NEW!</b>	Bright-finish Machflow Plus brushless hand dryer with HEPA and ionizer	<b>38</b>
<b>M19ACS</b> <b>NEW!</b>	Satin-finish Machflow Plus brushless hand dryer with HEPA	<b>38</b>
<b>M19ACS-FIL</b> <b>NEW!</b>	Satin-finish Machflow Plus brushless hand dryer with HEPA	<b>38</b>
<b>M19ACS-I</b> <b>NEW!</b>	Satin-finish Machflow Plus brushless hand dryer with HEPA and ionizer	<b>38</b>
<b>M19A-FIL</b> <b>NEW!</b>	White Machflow Plus brushless hand dryer with HEPA	<b>38</b>
<b>M19A-I</b> <b>NEW!</b>	White Machflow Plus brushless hand dryer with HEPA and ionizer	<b>38</b>
<b>M24A</b> <b>NEW!</b>	White Dualflow Plus brushless hand dryer	<b>33</b>
<b>M24AB</b> <b>NEW!</b>	Black Dualflow Plus brushless hand dryer	<b>33</b>
<b>M24AB-DES</b> <b>NEW!</b>	Black Dualflow Plus brushless hand dryer with drain	<b>33</b>
<b>M24AB-DES-I</b> <b>NEW!</b>	Black Dualflow Plus brushless hand dryer with drain and ionizer	<b>33</b>
<b>M24AB-I</b> <b>NEW!</b>	Black Dualflow Plus brushless hand dryer with ionizer	<b>33</b>
<b>M24ACS</b> <b>NEW!</b>	Satin-finish Dualflow Plus brushless hand dryer	<b>33</b>
<b>M24ACS-DES</b> <b>NEW!</b>	Satin-finish Dualflow Plus brushless hand dryer with drain	<b>33</b>
<b>M24ACS-DES-I</b> <b>NEW!</b>	Satin-finish Dualflow Plus brushless hand dryer with drain and ionizer	<b>33</b>
<b>M24ACS-I</b> <b>NEW!</b>	Satin-finish Dualflow Plus brushless hand dryer with ionizer	<b>33</b>
<b>M24A-DES</b> <b>NEW!</b>	White Dualflow Plus brushless hand dryer with drain	<b>33</b>
<b>M24A-DES-I</b> <b>NEW!</b>	White Dualflow Plus brushless hand dryer with drain and ionizer	<b>33</b>
<b>M24A-I</b> <b>NEW!</b>	White Dualflow Plus brushless hand dryer with ionizer	<b>33</b>
<b>M88APLUS</b>	JuniorPlus automatic hand dryer	<b>67</b>
<b>M88PLUS</b>	JuniorPlus manual hand dryer	<b>67</b>
<b>M99A</b>	White Optima hand dryer	<b>65</b>
<b>M99AB</b> <b>NEW!</b>	Black Optima hand dryer	<b>65</b>
<b>M99AC</b>	Bright-finish Optima hand dryer	<b>65</b>
<b>M99ACS</b>	Satin-finish Optima hand dryer	<b>65</b>
<b>PP0003C</b>	Satin waste container	<b>136</b>
<b>PP0006</b>	White sanitary bin 6 l	<b>136</b>
<b>PP0006B</b>	Black sanitary bin 6 l	<b>136</b>
<b>PP0006C</b>	Bright-finish sanitary bin 6 l	<b>136</b>
<b>PP0006CS</b>	Satin-finish sanitary bin 6 l	<b>136</b>
<b>PP0065</b>	White waste bin 65 l	<b>131</b>

CODE	DESCRIPTION	Page
<b>PP0065C</b>	Bright-finish waste bin 65 l	<b>131</b>
<b>PP0065CS</b>	Satin-finish waste bin 65 l	<b>131</b>
<b>PP0080</b>	White waste bin 80 l	<b>131</b>
<b>PP0080C</b>	Bright-finish waste bin 80 l	<b>131</b>
<b>PP0080CS</b>	Satin-finish waste bin 80 l	<b>131</b>
<b>PP0104CS</b>	Satin-finish ashtray, Medisteel series	<b>167</b>
<b>PP0162C</b>	Bright-finish ashtray, Medisteel series	<b>167</b>
<b>PP0162CS</b>	Satin-finish ashtray, Medisteel series	<b>167</b>
<b>PP1065</b>	White waste bin 65 l	<b>132</b>
<b>PP1065C</b>	Bright-finish waste bin 65 l	<b>132</b>
<b>PP1065CS</b>	Satin-finish waste bin 65 l	<b>132</b>
<b>PP1080</b>	White waste bin 80 l	<b>132</b>
<b>PP1080C</b>	Bright-finish waste bin 80 l	<b>132</b>
<b>PP1080CS</b>	Satin-finish waste bin 80 l	<b>132</b>
<b>PP1206</b>	White pedal bin 6 l	<b>137</b>
<b>PP1206C</b>	Bright-finish pedal bin 6 l	<b>137</b>
<b>PP1206CS</b>	Satin-finish pedal bin 6 l	<b>137</b>
<b>PP1214</b>	White pedal bin 12 l	<b>137</b>
<b>PP1214C</b>	Bright-finish pedal bin 12 l	<b>137</b>
<b>PP1214CS</b>	Satin-finish pedal bin 12 l	<b>137</b>
<b>PP1303</b>	White pedal bin 3 l	<b>138</b>
<b>PP1303C</b>	Bright-finish pedal bin 3 l	<b>138</b>
<b>PP1303CS</b>	Satin-finish pedal bin 3 l	<b>138</b>
<b>PP1305</b>	White pedal bin 5 l	<b>138</b>
<b>PP1305C</b>	Bright-finish pedal bin 5 l	<b>138</b>
<b>PP1305CS</b>	Satin-finish pedal bin 5 l	<b>138</b>
<b>PP1312</b>	White pedal bin 12 l	<b>138</b>
<b>PP1312C</b>	Bright-finish pedal bin 12 l	<b>138</b>
<b>PP1312CS</b>	Satin-finish pedal bin 12 l	<b>138</b>
<b>PP1321</b>	White pedal bin 20 l	<b>138</b>
<b>PP1321C</b>	Bright-finish pedal bin 20 l	<b>138</b>
<b>PP1321CS</b>	Satin-finish pedal bin 20 l	<b>138</b>
<b>PPA2279</b>	White waste bin 25 l	<b>134</b>
<b>PPA2279B</b>	Black waste bin 25 l	<b>134</b>
<b>PPA2279C</b>	Bright-finish waste bin 25 l	<b>134</b>
<b>PPA2279CS</b>	Satin-finish waste bin 25 l	<b>134</b>
<b>PPA4279</b> <b>NEW!</b>	White waste bin 40 l	<b>133</b>
<b>PPA4279B</b> <b>NEW!</b>	Black waste bin 40 l	<b>133</b>
<b>PPA4279C</b> <b>NEW!</b>	Bright-finish waste bin 40 l	<b>133</b>
<b>PPA4279CS</b> <b>NEW!</b>	Satin-finish waste bin 40 l	<b>133</b>
<b>PPE0010CS</b>	Satin-finish recessed waste bin 14.2 l	<b>135</b>
<b>PPE0035CS</b> <b>NEW!</b>	Satin-finish recessed waste bin 5.4 l	<b>135</b>



# List of products

CODE	DESCRIPTION	Page
<b>PR0700CS</b>	Satin-finish toilet roll holder, 2 units	<b>114</b>
<b>PR0781</b>	White toilet roll holder, 3 units	<b>114</b>
<b>PR0781C</b>	Bright-finish toilet roll holder, 3 units	<b>114</b>
<b>PR0781CS</b>	Satin-finish toilet roll holder, 3 units	<b>114</b>
<b>PR2783</b>	White circular toilet roll holder, diameter 230 mm	<b>111</b>
<b>PR2783B</b>	Black circular toilet roll holder, diameter 230 mm	<b>111</b>
<b>PR2783C</b>	Bright-finish circular toilet roll holder, diameter 230 mm	<b>111</b>
<b>PR2783CS</b>	Satin-finish circular toilet roll holder, diameter 230 mm	<b>111</b>
<b>PR2784</b>	White toilet roll holder, 2 units	<b>115</b>
<b>PR2784B</b>	Black toilet roll holder, 2 units.	<b>115</b>
<b>PR2784C</b>	Bright-finish toilet roll holder, 2 units	<b>115</b>
<b>PR2784CS</b>	Satin-finish toilet roll holder, 2 units	<b>115</b>
<b>PR2787</b>	White circular toilet roll holder, diameter 275 mm	<b>112</b>
<b>PR2787B</b>	Black circular toilet roll holder, diameter 275 mm	<b>112</b>
<b>PR2787C</b>	Bright-finish circular toilet roll holder, diameter 275 mm	<b>112</b>
<b>PR2787CS</b>	Satin-finish circular toilet roll holder, diameter 275 mm	<b>112</b>
<b>PR2789</b>	White circular toilet roll holder, 3 units/diameter 275 mm	<b>113</b>
<b>PR2789B</b>	Black circular toilet roll holder, 3 units/diameter 275 mm	<b>113</b>
<b>PR2789C</b>	Bright-finish circular toilet roll holder, 3 units/diameter 275 mm	<b>113</b>
<b>PR2789CS</b>	Satin-finish circular toilet roll holder, 3 units/diameter 275 mm	<b>113</b>
<b>PRE700CS</b>	Satin-finish recessed toilet roll holder, 2 units.	<b>114</b>
<b>PS0001CS</b>	Mixed toilet sign	<b>177</b>
<b>PS0002CS</b>	Women's toilet sign	<b>177</b>
<b>PS0003CS</b>	Men's toilet sign	<b>177</b>
<b>PS0004CS</b>	Adapted toilet sign	<b>177</b>
<b>PS0005CS</b>	Changing station sign	<b>177</b>
<b>PS0006CS</b>	Breastfeeding area sign	<b>177</b>
<b>PS0007CS</b>	Shower sign	<b>177</b>
<b>PS0008CS</b>	Silence sign	<b>177</b>
<b>PS0009CS</b>	No smoking sign	<b>177</b>
<b>PS0010CS</b>	Mobile phone use prohibited sign	<b>177</b>
<b>RCFB001</b>	Dryer air freshener beads kit, 4 units.	<b>33</b>
<b>RPR2700CS NEW!</b>	Shelf for toilet roll holder	<b>111/ 112/ 113/</b>
<b>SC0004</b>	White individual-use hair dryer	<b>87</b>
<b>SC0009</b>	White communal-use hair dryer	<b>85</b>
<b>SC0009CS</b>	Satin-finish communal-use hair dryer	<b>85</b>
<b>SC0010</b>	White individual-use hair dryer, 540–1,240 W power	<b>88</b>
<b>SC0010CS</b>	Black individual-use hair dryer, 540–1,240 W power	<b>88</b>
<b>SC0020</b>	White individual-use hair dryer, 540–1,240 W power	<b>88</b>
<b>SC0020CS</b>	Black individual-use hair dryer, 540–1,240 W power	<b>88</b>
<b>SC0030</b>	White individual-use hair dryer, 540–1,240 W power	<b>89</b>
<b>SC0030CS</b>	Black individual-use hair dryer, 540–1,240 W power	<b>89</b>
<b>SC0040</b>	White individual-use hair dryer, 1,800 W power	<b>89</b>
<b>SC0087</b>	White individual-use hair dryer, 600–800–1100 W power	<b>87</b>
<b>SC0088</b>	White individual-use hair dryer, 600–800–1100 W power	<b>87</b>
<b>SC0088H</b>	White communal-use hair dryer	<b>86</b>

CODE	DESCRIPTION	Page
<b>SC0088HCS</b>	Satin-finish communal-use hair dryer	<b>86</b>
<b>SC1088HT</b>	White communal-use hair dryer	<b>86</b>
<b>SC1088HTCS</b>	Satin-finish communal-use hair dryer	<b>86</b>
<b>SN0027C</b>	Bright-finish recessed washbasin, 305 mm	<b>207</b>
<b>SN0027CS</b>	Satin-finish recessed washbasin, 305 mm	<b>207</b>
<b>SN0031C</b>	Bright-finish recessed washbasin, 355 mm	<b>207</b>
<b>SN0031CS</b>	Satin-finish recessed washbasin, 355 mm	<b>207</b>
<b>SN0036C</b>	Bright-finish recessed washbasin, 405 mm	<b>207</b>
<b>SN0036CS</b>	Satin-finish recessed washbasin with overflow, 405 mm	<b>207</b>
<b>SN0110CS</b>	Floor-standing toilet with cistern	<b>213</b>
<b>SN0125CS NEW!</b>	Floor-standing toilet	<b>213</b>
<b>SN0128CS NEW!</b>	Wall-mounted toilet	<b>213</b>
<b>SN0200CS</b>	2-station washbasin	<b>208</b>
<b>SN0300CS</b>	3-station washbasin	<b>208</b>
<b>SN0800CS</b>	Shower tray 800 x 800 mm	<b>211</b>
<b>SNLM35C</b>	Wall-mounted washbasin	<b>210</b>
<b>SNLM35CS</b>	Wall-mounted washbasin	<b>210</b>
<b>SNLM56CS NEW!</b>	Wall-mounted cone washbasin	<b>209</b>
<b>SNLM58CS NEW!</b>	Wall-mounted washbasin	<b>209</b>
<b>SNLM62CS NEW!</b>	Wall-mounted horseshoe washbasin	<b>208</b>
<b>SNLM64CS NEW!</b>	Corner wall-mounted washbasin	<b>208</b>
<b>SNLMP60CS NEW!</b>	Foot pedal washbasin	<b>210</b>
<b>SNLMP70CS NEW!</b>	Knee pedal washbasin	<b>210</b>
<b>SNPT21CS NEW!</b>	Squat toilet	<b>214</b>
<b>SNR027C</b>	Bright-finish recessed washbasin with overflow, 305 mm	<b>207</b>
<b>SNR027CS</b>	Satin-finish recessed washbasin with overflow, 305 mm	<b>207</b>
<b>SNR031C</b>	Bright-finish recessed washbasin with overflow, 355 mm	<b>207</b>
<b>SNR031CS</b>	Satin-finish recessed washbasin with overflow, 355 mm	<b>207</b>
<b>SNR036C</b>	Bright-finish recessed washbasin with overflow, 405 mm	<b>207</b>
<b>SNR036CS</b>	Satin-finish recessed washbasin with overflow, 405 mm	<b>207</b>
<b>SNU104C</b>	Bright-finish urinal	<b>212</b>
<b>SNU104CS</b>	Satin-finish urinal	<b>212</b>
<b>SNU126CS NEW!</b>	Satin-finish urinal	<b>212</b>
<b>SNU128CS NEW!</b>	Satin-finish urinal	<b>212</b>
<b>TP0130</b>	Mahogany-coloured seat with lid	<b>214</b>
<b>TP0135</b>	Black seat with lid	<b>214</b>
<b>TP0140 NEW!</b>	Mahogany-coloured seat with lid	<b>214</b>
<b>TP0145 NEW!</b>	Black seat with lid	<b>214</b>
<b>UCM092A NEW!</b>	Complete set (M092A+GAJ002AC)	<b>79</b>
<b>UCM093A NEW!</b>	Complete set (M093A+DJ003AC+GA003AC)	<b>80</b>







---

# Notes



**MEDICLINICS, S.A (Spain)**

Industria, 54  
E-08025 Barcelona  
Tel: +34 934 464 700  
Fax: +34 933 481 039  
Skype: Mediclinics  
export@mediclinics.com  
www.mediclinics.com

**SANIFLOW CORPORATION (USA)**

3325 NW 70th Avenue,  
MIAMI, Florida 33122 - USA  
Tel.+ (305) 424 24 33  
Toll-free tel.: +1 (877) 424 24 35  
e-mail: info@saniflowcorp.com  
www.saniflowcorp.com

Distributed by:



  
**mediclinics**  
www.mediclinics.com